

Sendai Framework Voluntary Commitments Synthesis and Analysis Report 2019

Multi-stakeholders' shared responsibility

An all-of-society approach leaves no one behind when it comes to building society's resilience to disasters



VOLUNTARY COMMITMENTS
SENDAI FRAMEWORK
FOR DISASTER RISK REDUCTION 2015-2030

 **UNDRR**
UN Office for Disaster Risk Reduction

<https://sendaicommitments.unisdr.org/>

© 2019 UNITED NATIONS

For additional information, please contact:
United Nations Office for Disaster Risk Reduction
Office in Japan
E-mail: unisdr-sendai-vc@un.org

Note: The designations employed and the presentation of data as well as maps in this report do not imply the expression of any opinion whatsoever on the part of the United Nations Secretariat concerning the legal status of any country, territory, city or area, or of its authorities, or concerning the delineation of its frontiers or boundaries.

Cover: Oblo, Dwi (Photographer). *Two members of a Disabled People's Organisation (DPO), wearing khaki vests, are delivering a hygiene promotion session for community members of Mantikole Village [photograph]. Sigi, Central Sulawesi, Indonesia: ASB Indonesia and the Philippines. This photo represents the commitment "[Leadership of persons with disabilities in delivering the Sendai Framework](#)"*

Foreword



Ms. Mami Mizutori
Special Representative of the UN
Secretary-General for Disaster Risk Reduction

Preventing climate and disaster risk and strengthening the resilience of communities and nations to disasters are necessary conditions for reaching the goals of the 2030 Agenda for Sustainable Development.

In 2018 alone, more than 60 million people were affected by natural hazards, including losing family members, being insured, or losing their livelihoods. Since 2000, on average, more than 200 million people have been affected and almost 70,000 lives are lost every year.¹ Among those affected, high income countries have suffered in terms of higher absolute economic losses, but people in low- and middle-income countries have paid a greater price, sometimes losing all they have. The recent devastation caused by Cyclones Idai and Kenneth in Mozambique reinforces the argument that countries contributing the least to climate change are the ones likely to be affected the most.

Addressing these interconnected challenges demands an interconnected response. Whilst states have a critical primary responsibility, the reality is that we all must recognise, prevent and avoid risk. Voices of all relevant actors must be heard, and their expertise and contributions must be recognized.

The United Nations Office for Disaster Risk Reduction (UNDRR) is committed to creating spaces where all actors can inform about their work and find opportunities and potential partners to collaborate and maximize impact. The Sendai Framework Voluntary Commitments (SFVC) online platform, launched in December 2018, is our main tool and a dedicated space for this. This SFVC online platform mobilizes, monitors and takes stock of commitments from a diverse range of stakeholders for the implementation of the Sendai Framework for Disaster Risk Reduction.

It is encouraging to see the number and quality of voluntary commitments already recorded in the SFVC online platform. This first report synthesizes and analyses voluntary commitments published to date. They represent stakeholders from diverse backgrounds, including the private sector, local government, non-governmental and scientific organizations, ranging from the global to the local levels. Their topics cover the four Priorities for Action of the Sendai Framework, with emphasis on selected indicators, themes, hazards, and Sustainable Development Goals (SDGs).

All 2030 Agenda policy agreements acknowledge links between poverty eradication and resilience and propose reducing disaster exposure and vulnerability. The SFVC online platform emphasizes the importance of coherence among these elements and provides an opportunity to align efforts in disaster risk reduction with the SDGs. We ensure that no-one is left behind.

I wish to encourage all stakeholders who have been making efforts for disaster risk reduction to utilize the SFVC online platform to inform the public about your actions and achievements for resilient societies and our shared future.

水島真美

Mami Mizutori

United Nations Special Representative of the Secretary-General for Disaster Risk Reduction

¹ Debarati Guha-Sapir, "EM-DAT: The Emergency Events Database" (Brussels, Belgium, Belgium: Université catholique de Louvain (UCL) - CRED, n.d.), www.emdat.be.

Executive summary

Background

The years 2015 and 2016 witnessed the adoption of several international agreements and frameworks on disaster risk reduction, financing for development, sustainable development, climate change and urbanization. The resilience of communities and nations is a necessary condition for achieving the goals of the global agendas. Development and economic growth need to be risk-informed to be sustainable because disasters can rollback development gains. However, the road ahead is steep and may require more effective and coordinated work. Data indicates that from 2000 to 2018, on average, more than 200 million people were affected and almost 70,000 lives were lost every year,² while costs of USD520 billion a year to the global economy can be attributable to disasters.³

The Sendai Framework established that States have the primary responsibility for disaster risk reduction, but it also underlines that the responsibility is shared with all stakeholders.

The Voluntary Commitments (VCs) initiative originally started in response to the United Nations General Assembly (UNGA) resolutions [68/211 \(2013\)](#)⁴ and [69/219 \(2014\)](#),⁵ leading up to the Third UN World Conference on Disaster Risk Reduction (WCDRR) in March 2015 for supporting the development of partnerships to build sustainable and resilient societies. Following the adoption of the Sendai Framework for Disaster Risk Reduction, the UNGA resolution [69/283 \(2015\)](#)⁶ called for specific and time-bound VCs by stakeholders at local, national, regional and global levels to support the Sendai Framework and requested the United Nations Office for Disaster Risk Reduction (UNDRR) to coordinate and publicize them.

In response to that request, UNDRR launched the Sendai Framework Voluntary Commitments (SFVC) online platform in December 2018.

Value of the SFVC online platform

The SFVC online platform allows stakeholders to: inform, letting the public know about their work; learn and collaborate, knowing who is doing what and where to explore synergies; and motivate others, allowing good practices to be highlighted. In turn, UNDRR can not only monitor and take stock of progress and achievements of voluntary commitments but also engage and embark together with stakeholders in the journey to build resilient societies.

An additional value is the platform's potential contribution to breaking down barriers and institutional silos among Governments, International Organizations and stakeholders.

- All stakeholders (local government, private sector, civil society organizations, academia, science and technology, media, etc.) can submit Voluntary Commitments (VCs) by a single entity or by multiple entities jointly as a form of collaboration.

² Guha-Sapir, "EM-DAT: The Emergency Events Database."

³ The World Bank, "Climate Insurance," *Result Briefs* December (2017), <https://www.worldbank.org/en/results/2017/12/01/climate-insurance>.

⁴ <http://undocs.org/A/RES/68/211>

⁵ <http://undocs.org/A/RES/69/219>

⁶ <http://undocs.org/A/RES/69/283>

See also Reports of Secretary General A/73/268, A/71/230, A/70/282 and A/69/364.

- The submission of specific and time-bound VCs that are in line with Disaster Risk Reduction (DRR) strategies and plans at local, national, regional and global levels can support the implementation of the Sendai Framework.
- For specific areas and countries, efforts to find out connectivity, coherence and alignment should be made in order to increase synergy and effectiveness. In the medium to long term, SFVC country profiles could be made for those countries being covered by the highest number of VCs.

The SFVC online platform aims to be a factual reporting tool rather than a record of aspirational statements.

- Stakeholders submit and monitor their VCs. The SFVC online platform offers a one-point access to VCs' information. A notifications system embedded in the platform sends reminders to stakeholders to provide deliverables and progress reports. If deadlines are missed, the VC is assigned a different status to signal stakeholders and the public about the progress submission for the VC. This increases accountability and outreach.
- Before labelling a VC as "Complete", VC Admin assesses if the commitment's deliverables are in line with the VCs' goal, objectives, geographic scope, etc. to reflect that what was committed has been actually delivered.
- The platform and this report analyzed submitted VCs and provide data-oriented information to support planning by stakeholders in relation to deciding the focus or direction of their efforts for reducing disaster risk.

Snapshot of the analysis results

This report focuses on: why commitments are important; where they are being carried out and what are their contributions to implementing the Sendai Framework. The report concludes by identifying good practices, challenges and next steps.

What? A total of 26 VCs were published in the SFVC online platform.⁷ These VCs have three types of geographic scope: global (31 percent), regional (11 percent) and national or local (58 percent).

Where? More than half of the VCs cover the region of Asia, followed by Africa (19 percent), Americas (15 percent), Europe (7 percent) and Oceania (4 percent).⁸ The Philippines is the country covered by the largest number of VCs.

Who? Non-Governmental Organizations (NGOs) account for 56 percent of all VCs' implementers followed by academic institutions, the private sector and international organizations, each accounting for around 10 percent of the VCs. Nearly half (46 percent) of all VCs are implemented by more than one organization. This represents a noticeable enhancement of collaboration over the commitments announced prior to and during the Third United Nations World Conference on Disaster Risk Reduction (WCDRR) in 2015 when less than 5 percent of 83 VCs were planned to be jointly implemented. The average duration of a VC is 6.5 years.

⁷ As of 6th April 2019 (<https://sendaicommitments.unisdr.org/commitments>)

⁸ The list of regions follows the standard regional categories of the United Nations Statistical Division (UNSD)

How? The VCs have been made to contribute to the Sendai Framework Priorities for Action, Targets, Indicators, themes & issues, hazards as well as concrete DRR-related SDGs.

- The VCs implement all four Sendai Priorities for Action wherein Priorities 1, 2 and 4 are covered almost equally (27 percent each) while Priority 3 (investing in disaster risk reduction for resilience) has less coverage (19 percent).
- The VCs address all seven Sendai Targets. In particular, Target B (reduction in the number of affected people) with 23 percent of VCs and Target E (number of countries with national and local DRR strategies) with 19 percent.
- Capacity development, disaster risk management and community-based DRR are the themes and issues⁹ covered more frequently by VCs, while themes related to insurance and risk transfer, human mobility and health lag behind.
- Flood, earthquake and drought are the most covered hazards. On the other hand, tornados, nuclear, biological and chemical biohazards (NBC) as well as insect infestation are less covered by VCs
- The VCs mainly contribute to SDGs 11, 13 and 17. These SDGs explicitly incorporate disaster risk related indicators and emphasize global partnerships

Three VCs registered in support of Target E were identified as good practices. These VCs aim at: strengthening sub-national governance in local governments through evidenced-based and inclusive policy making; reassessing and monitoring the level of resilience in a network of municipalities; and incorporating the voices of older people into the design of public policy.

The report suggests that there is room for improvement in terms of: coherence across agendas and tools; participation of stakeholders in certain regions (Oceania) and types of stakeholders (regional networks, news and media); and increased attention of VCs in some less covered areas (Priority for Action 3, Targets D and F, themes such as children and youth, gender and science and technology).

Finally, the report strongly recommends that stakeholders continue to register VCs to ensure that non-State support to DRR is accounted for to assess the comprehensive support available for the implementation of the Sendai Framework and attainment of the SDGs. This is also important to ensure coordination among the non-State stakeholders, increased synchronization across UNDRR tools and platforms, continued effort to highlight the benefits of submitting and monitoring commitments and maintaining the SFVC online platform as a factual reporting tool rather than a record of aspirations.

⁹ The list of themes & issues according to PreventionWeb is being used.

Contents

Foreword	i
Executive summary	iii
Background	iii
Value of the SFVC online platform	iii
Snapshot of the analysis results.....	iv
List of figures	viii
Acronyms and abbreviations	x
1. Introduction	11
2. Background and overview	13
Sendai Framework Voluntary Commitments.....	13
Partnership and Stakeholder Engagement Strategy	14
Data and methods.....	15
3. Analysis.....	17
Why are voluntary commitments important?	17
Acknowledging the importance	17
Partnerships across global agendas	18
Coherence for resilience.....	19
Our voluntary commitments	21
Coverage.....	21
Who is submitting voluntary commitments?	29
Organizations per commitment	32
Duration	33
Priorities, targets and indicators.....	35
Priorities for action	35
Targets.....	36
Indicators.....	36
Themes, issues and hazards	37
Themes & issues.....	37
Hazards.....	38
Sustainable Development Goals (SDGs)	40
Budget and donors.....	41
Deliverables	41
Under the spotlight: national and local strategies for DRR.....	43
Risk-informed decision-making and investment	43
Good practices in support of Target E.....	43

Good practices in detail	44
Target E in the SFVC platform and the Sendai Framework Monitor	50
Users	51
Feedback from stakeholders	53
The SFVC platform evaluated by stakeholders.....	53
The SFVC submission process evaluated by stakeholders	54
4. Room for improvement for VC analysis	55
Coherence across agendas and tools.....	55
Participation of stakeholders.....	55
Focus of VCs	56
5. The way forward.....	57
Defining a VC as a good practice	57
Quantity of data and synchronization	57
Benefits from participation	58
Evidence bank and unified theories.....	59
Increased coverage	60
Published versus completed.....	60
Progress reports	61
SFVC country profiles	61
6. Conclusions.....	61
Achievements so far.....	61
Challenges and future steps	62
Acknowledgments	63
APPENDIX 1: ALL PUBLISHED VOLUNTARY COMMITMENTS.....	64
APPENDIX 2: PREVIOUSLY ANNOUNCED COMMITMENTS.....	79
APPENDIX 3: NON-GOVERNMENTAL ORGANIZATIONS.....	81
APPENDIX 4: SUMMARY OF FEEDBACK BY STAKEHOLDERS.....	83
The SFVC platform evaluated by stakeholders.....	83
The SFVC submission process evaluated by stakeholders	83
The SFVC team evaluated by stakeholders	84
APPENDIX 5: UNDRR TEAM FOR THE SFVC.....	85

List of figures

Figure 1: What we require from stakeholders.....	11
Figure 2: All-of-society approach for DRR.....	13
Figure 3: Total number of published commitments by geographic scope.....	15
Figure 4: Coherence.....	19
Figure 5: Coverage of commitments worldwide	20
Figure 6: VCs by geographic scope	21
Figure 7: Regions covered by VCs with regional scope	21
Figure 8: Countries covered by VCs with scope both regional and national/ local	22
Figure 9: Countries covered by VCs with scope both regional and national/local (context) ..	23
Figure 10: Death toll (average, 2000-2018).....	23
Figure 11: Affected people (average, 2000-2018).....	23
Figure 12: Countries covered by VCs with scope both regional and national/local (context)	24
Figure 13: Death toll per size of population (average, 2000-2018)	24
Figure 14: Affected people per size of population (average, 2000-2018)	24
Figure 15: Network analysis for VCs with focus on specific countries or territories	25
Figure 16: VC implementers by type of organization	29
Figure 17: Other partners by type of organization.....	29
Figure 18: VC implementers by type of organization and scope	32
Figure 19: Number of implementers per VCs, percentages (current versus previously announced)	32
Figure 20: Central tendency and dispersion statistics.....	33
Figure 21: All published VCs by total number of implementers and other partners.....	33
Figure 22: Average duration of VCs in years, overall and by type of scope	34
Figure 23: Sendai Priorities for Action, Targets and Indicators covered by VCs	35
Figure 24: Priorities for Action covered by VCs.....	36
Figure 25: Priorities for Action by geographic scope.....	36
Figure 26: Sendai Targets covered by VCs	37
Figure 27: Sendai Targets by VCs geographic scope	37
Figure 28: Word cloud for themes & issues covered by VCs.....	37
Figure 29: Themes & issues covered by VCs.....	38
Figure 30: Word cloud for hazards covered by VCs	38
Figure 31: Hazards covered by VCs	39
Figure 32: Occurrence of hazards (2000-2018).....	39
Figure 33: Death toll and affected people in the occurrence of every hazard (2000-2018)....	39
Figure 34: SDGs covered by VCs	40
Figure 35: VCs by budget scales (2019, USD)	41
Figure 36: VCs and their secured budget (percentage)	41
Figure 37: Deliverables, VC status and their timeline.....	42
Figure 38: Number of stated deliverables per VC.....	42
Figure 39: Number of completed deliverables per VC	42
Figure 40: Parameters for VCs to be a good practice.....	44
Figure 41: Good practice example 1.....	45
Figure 42: Good practice example 2.....	47
Figure 43: Good practice example 3.....	48
Figure 44: Number of VC covering indicators E1 and E2 by geographic scope.....	50
Figure 45: Progress of Target E “Disaster risk reduction strategies”	50

Figure 46: Registered users in the platform since launch in December 2018.....	51
Figure 47: Registered users by region (raw numbers, in percentage)	51
Figure 48: Registered users by region (accounting for size of population by region, in percentage)	51
Figure 49: User by type of notification	52
Figure 50: Priorities selected by users (to be notified)	52
Figure 51: Themes selected by users (to be notified).....	52
Figure 52: Hazards selected by users (to be notified)	52
Figure 53: Regions selected by users (to be notified).....	52
Figure 54: Countries selected by users (to be notified)	52
Figure 55: Overall, the SFVC platform has satisfied my expectations.....	53
Figure 56: Why a stakeholder should submit a VC?	58
Figure 57: 83 VCs by type of organization	79
Figure 58: 83 VCs by geographic scope.....	80
Figure 59: 83 VCs and their duration.....	80
Figure 60: 83 VCs and Priority for Action.....	80
Figure 61: 83 VCs and Targets	80
Figure 62: NGOs and Priorities for Action.....	81
Figure 63: NGOs and Targets covered by their VCs.....	81
Figure 64: VCs by NGOs and their budget scales.....	82
Figure 65: VCs by NGOs and secured budget sizes	82
Figure 66: NGOs and the scale of beneficiaries	82
Figure 67: NGOs and the themes and issues	82
Figure 68: NGOs and SDGs targeted by their VCs.....	82
Figure 69: NGOs and their specified country	82
Figure 70: The registration and login process are easy to complete.....	83
Figure 71: The loading time of pages is good	83
Figure 72: It is easy to navigate the platform to fill required information	83
Figure 73: The design makes it easy to find content/information	83
Figure 74: The platform is a useful tool for monitoring my VC	83
Figure 75: I reviewed the Guideline for Submission before submitting my voluntary commitment.....	84
Figure 76: The Guideline for Submission was useful.....	84
Figure 77: The requests for clarifications were useful to improve submission of my commitment.....	84
Figure 78: Overall, the submission process has satisfied my expectations	84
Figure 79: The SFVC team seems to be keen for helping me publish my commitment	84
Figure 80: When I contacted the SFVC team, the response time was good	84
Figure 81: UNDRR team for the SFVC	85
Figure 82: SFVC cycle and roles by RFPs.....	85

Acronyms and abbreviations

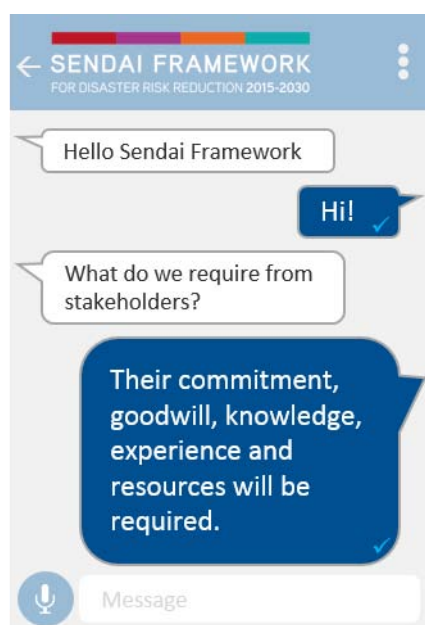
CCA	Climate Change Adaptation
CRED	Centre for Research on the Epidemiology of Disasters (Catholic University of Louvain, Brussels)
DRM	Disaster Risk Management
DRR	Disaster Risk Reduction
EFDRR	European Forum for Disaster Risk Reduction
EM-DAT	International Disaster Database, CRED
GDP	Gross Domestic Product
G-STAG	Global Scientific and Technical Advisory Group
IAP	ISDR-Asia Partnership Forum
NBC	Nuclear, Biological and Chemical biohazards
NGO	Non-Governmental Organizations
PACT	Platform for Action, Commitments and Transformations
PFA	Priority for Action
PPP	Public Private Partnerships
SDGs	Sustainable Development Goals
SFVC	Sendai Framework Voluntary Commitments
SMART	Specific, Measurable, Achievable, Resource-based and Time-bound
UN	United Nations
UNDP	United Nations Development Programme
UNDRR	United Nations Office for Disaster Risk Reduction
UNFCCC	United Nations Framework Convention on Climate Change
UNGA	United Nations General Assembly Resolution
UNSD	United Nations Statistical Division
USD	United States Dollar
VC	Voluntary Commitment
WCDRR	Third United Nations World Conference on Disaster Risk Reduction

1. Introduction

Since 2015, the world has witnessed the adoption of international agendas on disaster risk reduction, sustainable development, climate change, financing for development and urbanization. These efforts are being translated into national level implementation, the establishment of indicators and similar actions. Now, the efforts have been more accelerated in the areas of monitoring and accountability of what is being done to fulfil these agendas, as the days are counting down to deliver results by the specified deadlines.

The Sendai Framework for Disaster Risk Reduction 2015-2030 was adopted in March 2015 at the Third United Nations World Conference on Disaster Risk Reduction (WCDRR), and establishes the roadmap for reducing disaster losses by 2030. It clearly conveys the message that while States have the primary responsibility to prevent and reduce disaster risk, the responsibility is shared with all relevant stakeholders. In particular, it recognizes that non-State stakeholders have an important role supporting States to implement the Sendai Framework, in accordance with national policies, laws and regulations. As a result, the United Nations General Assembly (UNGA) called for stakeholders to make specific and time-bound voluntary commitments (VCs) at the local, national, regional and global levels. The United Nations Office for Disaster Risk Reduction (UNDRR) was commissioned to be the enabler of this initiative.

Figure 1: What we require from stakeholders



Source: Sendai Framework (para. 35)

The Sendai Framework Voluntary Commitments (SFVC) online platform (henceforth “the SFVC platform”), launched on 31 December 2018, is a concrete step by UNDRR to fulfil this responsibility. In the SFVC platform, stakeholders can log VCs. This platform is always open and since its launch it has already published 26 VCs from a wide range of organizations including the private sector, science and technology, civil society and local governments, among others.¹⁰ These commitments are focused at the global (31 percent), regional (11 percent) and national or local (58 percent) levels.

Nevertheless, logging and publicizing VCs is not enough. This report analyses the VCs that have been published in the SFVC platform. The analysis focuses on describing the characteristics of the commitments as well as of their related stakeholders and monitoring the commitments’ contributions to the implementation of the Sendai Framework.

The main results suggest that Sendai Priorities for Action 1, 2 and 4 are being covered almost equally, but Priority 3 (investing in disaster risk reduction for resilience) is lagging behind. While all Sendai Targets are being covered, it is Targets B (reduction in the number of affected people) and E (number of countries with national and local DRR strategies) where VCs repeatedly focus their attention. Capacity development, disaster risk management and community based DRR are the themes and issues covered more frequently by VCs. Here again, themes related to finance such as insurance and risk transfer drop back along with human mobility and health. The most covered hazards are flood, earthquake and drought, while

¹⁰ Appendix 1 presents a summary of all 26 VCs.

tornados, nuclear, biological and chemical biohazards (NBC) as well as insect infestation are covered by fewer VCs. Finally, SDGs 11 (sustainable cities and communities), 13 (climate change) and 17 (partnerships for the goals) are clearly the most addressed goals given their explicit incorporation of disaster-related indicators along with emphasis on global partnerships. On average, a VC has a duration of 6.5 years, is implemented by two organizations and produces three to four deliverables as a result of its implementation.

Stakeholders not only can publish but also monitor their commitments as an embedded functionality. Automatic notifications are sent for requesting the deliverables that were promised in each commitment, and for reporting periodic progress until the completion of the commitment. At the same time, it also enables UNDRR to monitor the commitments' contributions to the Sendai Framework. This allows all relevant actors to be accountable.

The rest of the report is organized as follows: a brief background section to understand the origins of the VC initiative; the next section focuses on the analysis of the commitments and the stakeholders who submitted them; the last three sections focus on areas where, according to the results, there is room for improvement for the analysis of VCs; and the report ends providing a way forward for the VC initiative and sharing some conclusions.

Image 1: Third UN World Conference on Disaster Risk Reduction (March, 2015)



2. Background and overview


Sendai Framework Voluntary Commitments

The SFVC initiative has its beginnings in the support of partnerships for Disaster Risk Reduction (DRR) expressed by the UNGA resolutions [68/211 \(2013\)](http://undocs.org/A/RES/68/211)¹¹ and [69/219 \(2014\)](http://undocs.org/A/RES/69/219)¹² which invite all stakeholders and their networks to contribute with VCs in the lead-up to the WCDRR.

In the WCDRR held from 14 to 18 March 2015 in Sendai City (Miyagi Prefecture, Japan), UN Member States adopted the Sendai Framework for Disaster Risk Reduction 2015-2030, which was subsequently endorsed by the UNGA following the WCDRR. The Sendai Framework is a 15-year, voluntary, non-binding agreement which identified the State as having the primary responsibility for DRR, but it also underlined the shared responsibility of stakeholders such as local governments, private sector, academia and civil society, among others.

As a result, the UNGA resolution [69/283 \(2015\)](http://undocs.org/A/RES/69/283)¹³ called for specific and time-bound VCs by stakeholders at local, national, regional and global levels in line with DRR strategies and plans to support the implementation of the Sendai Framework. It also states that these VCs should be publicized through the website of UNDRR. To respond to the request from the UNGA resolutions, UNDRR launched the SFVC platform in December 2018 to take stock, mobilize and monitor the commitments from multi-stakeholders towards the implementation of the Sendai Framework until 2030.

Figure 2: All-of-society approach for DRR



Source: UNDRR

A number of organizations announced commitments which were recorded by UNDRR before and during the Third WCDRR. Significant progress has been made by various stakeholders around the world since the adoption of the Sendai Framework. Therefore, while recognizing and allowing the submission of commitments that were previously announced, the platform is also open to updated and new commitments. The SFVC platform is targeted at multi-stakeholders. All stakeholders (local government, private sector, civil society organizations, academia, science and technology, media, etc.) working on DRR can submit their VCs.¹⁴

UN agencies and National Governments may not submit their VCs on this platform. National Governments are requested to submit their commitments to the Sendai Framework Monitoring Tool. For UN agencies, an online platform for the UN Plan of Action will also be established in due course. Only in cases when UN agencies and National Governments are working with multi-stakeholders, as a joint VC, can their VCs be submitted to the SFVC platform.

¹¹ <http://undocs.org/A/RES/68/211>

¹² <http://undocs.org/A/RES/69/219>

¹³ <http://undocs.org/A/RES/69/283>

See also Reports of Secretary General A/73/268, A/71/230, A/70/282 and A/69/364.

¹⁴ Submissions of voluntary commitments should be made by a main focal point representing institutional entities, not as an individual person.



Image 2: Dissemination of the VC initiative at the Asia Partnership Meeting (IAP) in Bangkok (December, 2018)

Partnership and Stakeholder Engagement Strategy

The VCs follow-up is part of the UNDRR Partnership and Stakeholder Engagement Strategy which has established the following goal¹⁵:

“to build and enable systematic engagement and action between Governments and stakeholders to reduce existing risks and prevent the creation of new risks for resilient socio-economic development at the global, national and local level”

To reach this goal, the following objectives have been established:

- 1) Promoting the value proposition including tangible results of engaging in disaster risk reduction and risk-informed development and investment;
- 2) Engagement partners and stakeholders for an inclusive approach for designing and implementing integrated disaster risk reduction strategies at national and local levels;
- 3) Breaking down silos between and within Governments, the United Nations system and stakeholder groups;
- 4) Initiating behavioral change towards risk-informed decision-making and investment;
- 5) Encouraging enhanced North-South, South-South and triangular and North-South collaboration, particularly in support of Target F and Section VI of the Sendai Framework.

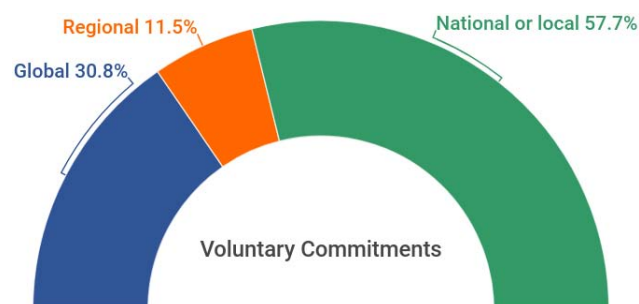
¹⁵ United Nations Office for Disaster Risk Reduction, “UNISDR Partnership and Stakeholder Engagement Strategy” (Geneva, 2018).

The SFVC initiative and its online platform are particularly well-positioned to make significant contributions to the accomplishment of these goals. The SFVC platform creates a space where stakeholders can inform the public about their work, identify crossovers with others in the field and find potential partners to collaborate and maximize impact.

The VCs initiative has been subjected to intense validation and dissemination efforts at internal and external events. These occasions included informal usability testing of a prototype for the SFVC platform during the 8th Asia Ministerial Conference on Disaster Risk Reduction in Ulaanbaatar, Mongolia; the meeting to launch the Stakeholder Engagement Mechanism in Geneva; the ISDR-Asia Partnership Forum (IAP) in Bangkok; the UNDRR Partnership Retreat and presentations at UNDRR all-staff meetings, among other events throughout 2018. In addition, following the SFVC communications strategy, dissemination actions were executed through social media, targeted networks, UNDRR website, UNDRR news articles and UNDRR Regional Offices.

Data and methods

Figure 3: Total number of published commitments by geographic scope



Source: UNDRR

The SFVC platform was launched on 31 December 2018. After a detailed review process and until the publication of this report, 26 VCs were approved for publishing in the SFVC platform.

These published commitments are publicly available in the SFVC platform at <https://sendaicommitments.unisdr.org/commitments> and their contents provide the data for this report. The platform counts 138 registered users since its launching.¹⁶

The platform is always open for submissions and UNDRR looks forward to logging more VCs that will continue to strengthen the data collected for future reports. Out of the 26 published commitments, 8 have global, 3 regional and 15 national or local scopes. Table 1 shows the set of information which is required for submitting a voluntary commitment to the SFVC platform.

The methods used for analyzing the commitments include data cleaning procedures and in-depth statistics. The data cleaning procedures were conducted through; summary statistics; identification of extremes; scatterplots and residual statistics applied to relevant variables. The in-depth statistics are presented through tables and graphs for different scopes, types of stakeholder and regions. To strengthen the analysis, the report conducted an inspection of central tendency and dispersion indicators for relevant variables. All these analyses can set a standard for aspects to be studied when more VCs are submitted and more data is available in the future. In addition, given the limited number of observations, other analysis techniques for small datasets were used. For example, detailed network analysis for specific nodes, linking and comparing existing data with other datasets and consideration of qualitative information to complement the quantitative analysis.

¹⁶ Data as of 06 April 2019.

Table 1: Summary of the data structure¹⁷

Overview	Description	Deliverables	Budget & Donors	Organizations & focal points	Topics	Social media & other info
Title of commitment	Short description (goal and scope for At Glance)	Deliverable(s) name	Scale of beneficiaries	Implementing organization name, address, category, etc. (linked with PrevWeb)	Themes and issues (listed in PrevWeb)	Video (URL and name)
Photo illustrating the commitment	Description of commitment (including SMART objectives)	Deliverable(s) description	Budget scale	Focal point/s (at least one more in addition to main focal point)	Types of hazards (listed in PrevWeb)	Twitter
Geographic scope (global, regional, national or local)	Narrative question 1): Did the Sendai Framework change or contribute to changes in your activities/organization?	Intended date(s) of delivery	Secured budget size	Other partners	Sendai Priorities for Action	Other reports or publications
Expected duration (start and end date)	Narrative question: 2): What led you to make this commitment/initiative? What was your position before making this voluntary commitment / prior to the Sendai Framework?	Output of deliverable(s)	Donor(s) (who are supporting this commitment)		Sendai 7 Global Targets	Website and other links
Commitment previously announced at WCDRR in 2015 (if yes is checked, the list will be shown as a look up menu for submitters to select a VC among the old list of VCs)		Deliverable			Sendai 37 Indicators	Potential short article for highlight
Umbrella initiative					17 SDGs	

Additional questions to be answered. Progress report questions (every 6 months starting from the date of publishing of the VC or the date of the latest published progress report. Automatic update e-mail will reach registered focal points):

1. Summary progress update. Please provide progress update of the commitment/initiative. Note that this update is visible to the public.
2. Achievements at a glance. Please be as specific as possible and highlight any concrete actions that are helping your organization implement its commitment. It is optional to share any relevant data or figures that support your achievement(s). Note that this is only for the progress report and it is a separate process from the update of deliverables. This update is visible to the public.
3. How are you assessing progress? Please share information regarding how progress is being measured. Note that this update is only visible to UNDRR.
4. Challenges in implementation. Please share any specific challenges faced in implementing and achieving results (financial, human resources, etc.). Note that this update is only visible to UNDRR.
5. Next steps for the next year? Please highlight actions and plans to take for the next 1 year to advance implementation of this commitment. Note that this update is only visible to UNDRR.

Source: UNDRR

¹⁷ The collection of data tried to follow CART (Credible, Actionable, Responsible and Transportable) principles as suggested in [Gugerty and Karlan \(2018\)](#). The SFVC platform aims to collect high-quality data (capturing the essential concept of what UNDRR wants to measure), in a consistent way (same standards and, when applicable, same periodicity across all VCs) and with the purpose of actually using it for analysis. The data collected through the SFVC platform will be helpful to take stock and action over the development of the VCs (status, scale, scope, etc.) and the implementation of the Sendai Framework (targets, priorities for action, hazards, etc.). At the same time, a balance between the burden imposed to the VC submitters and the data needs for monitoring and analysis by UNDRR had to be kept when deciding what information should be required. In this balance, considerations regarding the available budget and time for implementation, execution and maintenance of the platform were also considered. Finally, data seeks to be transportable by securing standardization and collection in coordination with other platforms such as PreventionWeb.

3. Analysis

Why are voluntary commitments important?

Acknowledging the importance

Communities and nations' resilience to disasters is a necessary condition for achieving the goals of sustainable development, climate change and other humanitarian agendas. Any development gains can be lost or significantly set back by disaster events. Thus, efforts to make development sustainable require a behavioral change across all relevant actors towards risk-informed decision-making and investment.

Along with risk-informed actions, it is important to recognize the magnitude of the challenges for accomplishing the disaster risk reduction agenda. Among these challenges is the increased risk posed by weather related events. For instance, areas affected by drought may have increased and extreme water-related weather events such as El Niño Southern Oscillation (ENSO), hurricanes and cyclones appear to be more frequent, intense and with longer durations.¹⁸ Another challenge, is that natural hazards affect the poor in low-and-middle income countries more severely when accounting for loss of lives, homes and livelihoods. People exposed to natural hazards in the poorest nations are seven times more likely to die than similar populations in high-income countries. Likewise, people in the poorest nations were on average six times more likely to be injured, lose their home, be displaced or evacuated, or require emergency assistance than equivalent populations in high-income countries. High-income countries are affected the most in terms of absolute economic losses.¹⁹

While more than 60 million people around the world were affected by natural hazards in the year 2018 alone, the World Bank estimated that, when accounting for well-being, disasters cost the global economy around USD520 billion per year.²⁰ Further estimates indicate that, on average, more than 200 million people were affected and almost 70,000 lives were lost every year from 2000 to 2018.²¹ Moreover, in a number of low-income and disaster prone countries, the levels of risk and vulnerability often surpass their capacity to respond and recover from disasters. In this scenario, heavy economic losses tend to exacerbate social inequalities and existing power dynamics which further constrains people's ability to escape poverty, particularly for the most marginalized (more egalitarian dynamics encourage societies to endure reforms and isolate extreme groups).²²

These massive challenges, may call for a renewed commitment to include all relevant actors. The establishment of partnerships at the international, regional, national and local levels can help alleviate the burden of limited capacities and create an enabling environment for the implementation of the Sendai Framework. Furthermore, lack of inclusion and fragmented or dispersed efforts that are not properly coordinated into broader frameworks may reduce the effectiveness, or even proved to be ineffective, for achieving the goals of the disaster risk reduction agenda. Different sectors and actors around the world, including the various United

¹⁸ K. F. Cann et al., "Extreme Water-Related Weather Events and Waterborne Disease," *Epidemiology and Infection* 141, no. 4 (2013): 671–86, doi:10.1017/S0950268812001653.

¹⁹ Wallemacq and House, "Economic Losses, Poverty & Disasters: 1998-2017."

²⁰ The World Bank, "Climate Insurance."

²¹ Guha-Sapir, "EM-DAT: The Emergency Events Database."

²² Pranab Bardhan, "Institutional Economics of Development: Some General Reflections," in *Institutional Microeconomics of Development*, ed. Timothy Besley and Rajshri Jayaraman (Cambridge, MA: The MIT Press, 2010), 15–39.

Box 1: Message from Professor Rajib Shaw, Chair of the Global Scientific and Technical Advisory Group



“This new voluntary commitments online system is a very effective, and easy to understand tool. The tool helps us not only to alert / remind on our commitments and deliverables, it also gives us an opportunity to share widely the commitments to other related stakeholders regionally and globally. After the adoption of the Sendai Framework, disaster risk reduction is a responsibility to all, and it is the collective efforts which help us achieving resilient communities and nations. Thus, I strongly urge my fellow colleagues to use this very important tool and keep a track of our great work through stronger commitments”.

Professor Rajib Shaw

Chair of the Global Scientific and Technical Advisory Group (G-STAG)

Nations entities, need to coordinate and work together. Coordination and partnership have to be part of the solution. VCs, available to the public through the SFVC platform, can contribute to enhancing coordination and partnership.

Partnerships across global agendas

Inclusive approaches are reflected throughout the international agendas by revitalized global partnerships aimed at facilitating intensive global engagement. For example, the concept of partnership is one of the five key “Ps” for the sustainable development agenda, along with planet, people, prosperity and peace. Partnerships are one of the Sustainable Development Goals (SDG 17). Specifically, a Partnerships for SDGs online platform²³ has been established to have a registry of commitments and multi-stakeholder partnerships that are helping to reach the SDGs. Another example is the UN Climate Change Partnerships initiative²⁴ lead by the UN Climate Change Secretariat to engage and collaborate with all stakeholders and fulfil the aims of the Paris Agreement and Kyoto Protocol. In a similar way, the United Nations Office for the Coordination of Humanitarian Affairs created and manages the online Platform for Action, Commitments and Transformations (PACT)²⁵ to allow stakeholders help the efforts to advance the Agenda for Humanity. For the case of the Sendai Framework, our international guiding document itself features two exclusive sections highlighting the role of stakeholders as well as international cooperation and global partnerships. The core message of these sections is to promote efforts for establishing partnerships among the State, academia, scientific and technological community, private sector, non-governmental organizations, media, etc. to establish, disseminate and share good practices internationally. These partnerships include the implementation, across mechanisms and institutions, of instruments relevant to build resilience for all and sustainable development. The all-of-society approach encompasses this spirit of inclusion and collaboration. Thus, in line with the background and the information provided in previous sections, the SFVC platform²⁶ is one of UNDRR’s main tools to facilitate the stakeholders’ engagement .

In a nutshell, this report advocates for an all-of-society approach that leaves no one behind when it comes to building society’s resilience to disasters. Thus, the SFVC initiative enables stakeholders working in DRR around the world to: inform, letting the public know about their work; learn and collaborate, knowing who is doing what and where to explore synergies and create new commitments; and motivate others, allowing good practices to be highlighted. In turn, UNDRR monitors and takes stock of the work being done. This effort, in part delivered through this report, attempts to improve the effectiveness of stakeholders’ contributions as a fulfilment of their shared responsibility towards DRR. For these reasons, the contents of the

²³ <https://sustainabledevelopment.un.org/partnerships/>

²⁴ <https://unfccc.int/about-us/un-climate-change-partnerships>

²⁵ <https://www.agendaforhumanity.org/>

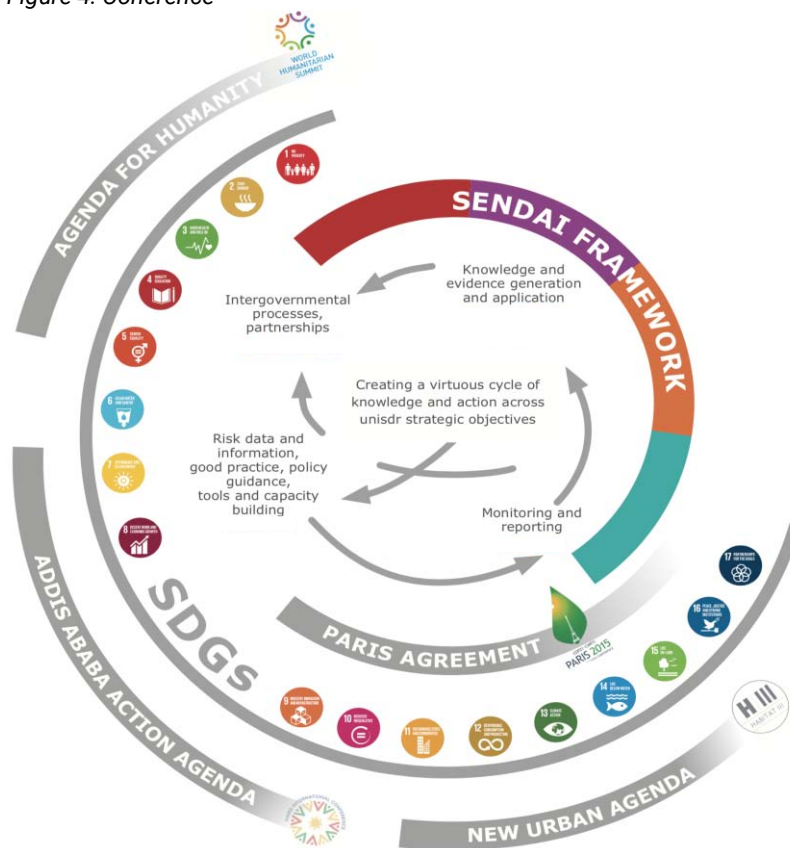
²⁶ <https://sendaicommitments.unisdr.org/>

report include information related to connectivity, crossovers and coherence as an incentive for the exploration of synergies and collaboration. In addition, the analysis of VCs enables UNDRR to identify trends, gaps and challenges in some focused areas, which could contribute to developing future policy settings that could address them.

Coherence for resilience

Reducing vulnerability and enhancing resilience is a key and specific desired outcome that is shared across the Sustainable Development Goals (SDGs), the Paris Agreement on climate change and the Sendai Framework. Progress in creating less vulnerable and more resilient societies can also be instrumental for making progress in other international efforts such as the Agenda for Humanity, the New Urban Agenda and the Addis Ababa Action Agenda, among others. The almost simultaneous adoption of these agendas presents an opportunity to work on mutually-reinforcing policy areas. For example, reducing exposure and vulnerability of the poor to disasters or building resilient infrastructure can make specific contributions that can help in achieving the overarching aim of the SDGs to eradicate poverty in all of its forms and dimensions. Considering direct and indirect references, 25 targets in 10 out of the 17 SDGs are related to disaster risk reduction.²⁷

Figure 4: Coherence



Source: UNDRR

Clear examples are SDG 1 (end poverty in all its forms, *Target 1.5, indicators 1.5.1, 1.5.2 and 1.5.3*), SDG 11 (making cities and human settlements inclusive, safe, resilient and sustainable, *Targets 11.5 and 11.B, indicators 11.5.1, 11.5.2, 11.B.1, 11.B.2*) and SDG 13 (take urgent action to combat climate change, *Target 13.1, indicators 13.1.1, 13.1.2 and 13.1.3*) to name a few.

Specifically, the Sendai Framework, a global agenda itself, can act as a link between other global agendas and national policies when it comes to disaster risk reduction strategies, plans, laws and regulations.

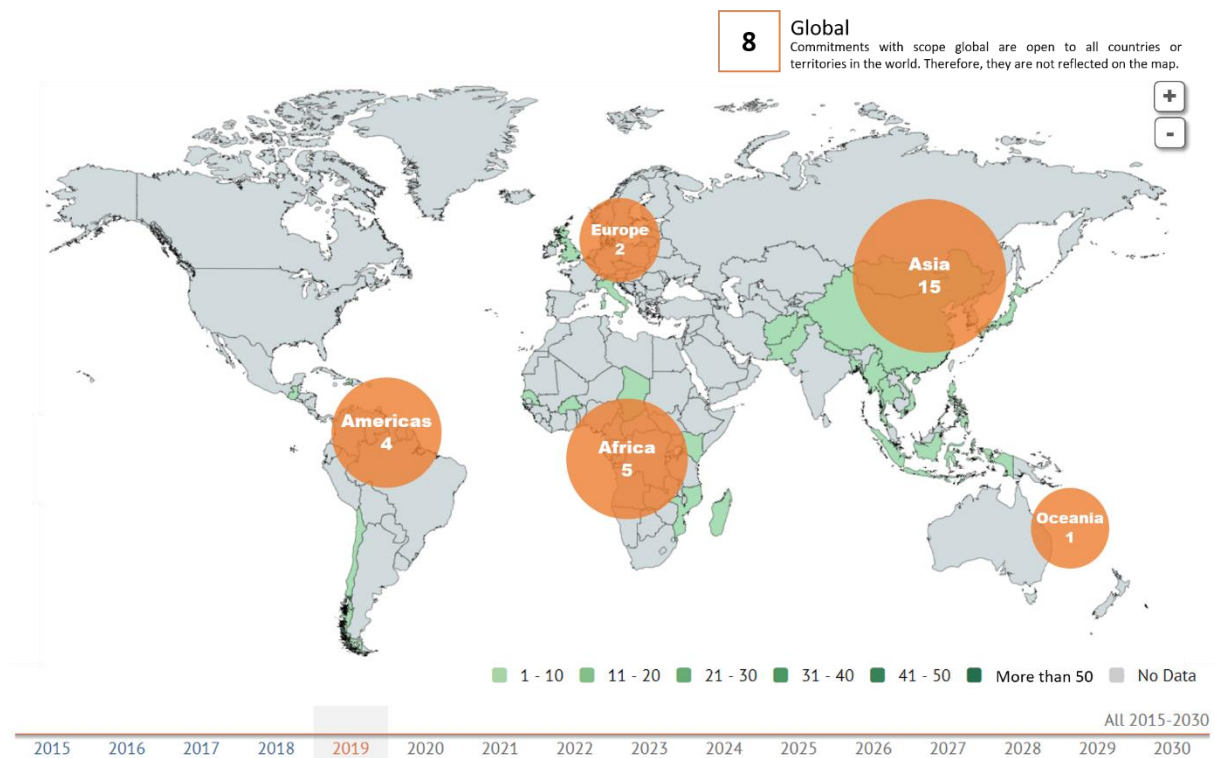
Breaking down barriers and institutional silos is important for strong governance mechanisms to enable the engagement and participation of relevant stakeholders from climate change adaptation (CCA), DRR and development planning, among others.

²⁷ UNDRR, "Disaster Risk Reduction and Resilience in the 2030 Agenda for Sustainable Development" (Geneva, 2015).

For coherence, global agendas need to be reflected in national-level implementation, while taking into consideration countries' specific contexts, priorities and needs. As an example and in connection with the global agendas, UNDRR supports countries to develop DRR strategies that are coherent across national development agendas and strategies. In particular, UNDRR has issued a consultative version of the guidelines for links between DRR strategies and National Adaptation Plans (NAPs).²⁸ It provides key concepts, real world examples and practical recommendations to create synergies and coherence with disaster risk reduction (DRR) in the NAP process and to integrate DRR and CCA into development plans. This effort is being conducted in coordination with the United Nations Framework Convention on Climate Change (UNFCCC) and will be further escalated together with the United Nations Development Programme (UNDP) and other partners.

The SFVC platform contributes to these efforts. By informing the public about the work of participating organizations and their achievements, the SFVC platform encourages VC submitters and potential partners to consider coherence within and across VCs. The SFVC platform also requests VC submitters to indicate which of the SDGs are covered by their VCs within their submissions. In future phases, specific national custom indicators, to be decided by National Governments for the Sendai Framework Monitor,²⁹ may also be included.

Figure 5: Coverage of commitments worldwide



Source: UNDRR

Notes: This map, the designations employed and the presentation of data do not imply the expression of any opinion whatsoever on the part of the United Nations Secretariat concerning the legal status of any country, territory, city or area, or of its authorities, or concerning the delineation of its frontiers or boundaries. The map reflects coverage. So, numbers in the bubbles do not necessarily mirror the total number of VCs. This is because one VC may cover more than one region and/or country/territory at the same time.

²⁸ DRR4NAPs Integrating Disaster Risk Reduction (DRR) into National Adaptation Plans (NAPs) (version for comments December, 2018)

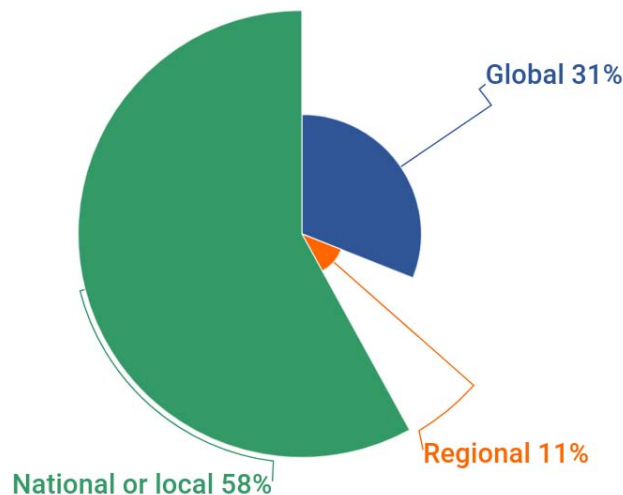
²⁹ Sendai Framework Monitor: <https://sendaimonitor.unisdr.org/>

Our voluntary commitments

Coverage

A total of 26 VCs are currently published and monitored in the SFVC platform. These VCs represent all regions³⁰ of the world, with Asia benefiting from the largest number of VCs. The regions of Africa and Americas follow Asia in terms of coverage. Data in the map (Figure 5) reflect the number of countries/territories and regions covered by VCs. There are 8 VCs with global scope in the platform. VCs with global scope are open to cover all countries or territories in the world. Therefore, they are not reflected within the bubbles on the map.

Figure 6: VCs by geographic scope



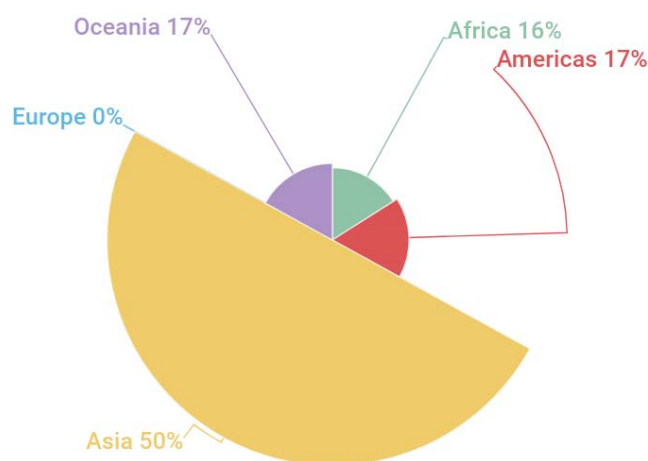
Source: UNDRR

A VC submitter can select three options for geographic scope of the commitment: global, regional and national or local. A global commitment is open and able to be implemented in any place in the world that wishes to participate, and it does not necessarily mean that the commitment is currently implemented in all countries. A regional commitment is open and able to be implemented in any country or territory within a selected region that wishes to participate. A regional VC does not necessarily mean that the VC is being implemented in all countries/territories in the selected region.

Finally, a commitment with national or local scope can be focused at the state/province/prefecture; city; and/or locality levels. More than 50 percent of VCs have a national or local focus.

Regional, national or local levels

Figure 7: Regions covered by VCs with regional scope



Source: UNDRR

For VCs with regional scope, Asia is the region benefiting from more VCs. Oceania, Africa and Americas follow with an even distribution of commitments acting in their regions. There are currently no VCs submitted with regional scope covering Europe.

While it is encouraging to see the actions of stakeholders in low-and-middle income countries, it would also be reassuring to have more VCs submitted from high-income countries in Europe or other regions. High-income countries reported USD1,432 billion in disaster losses for the period 1998-2017.³¹

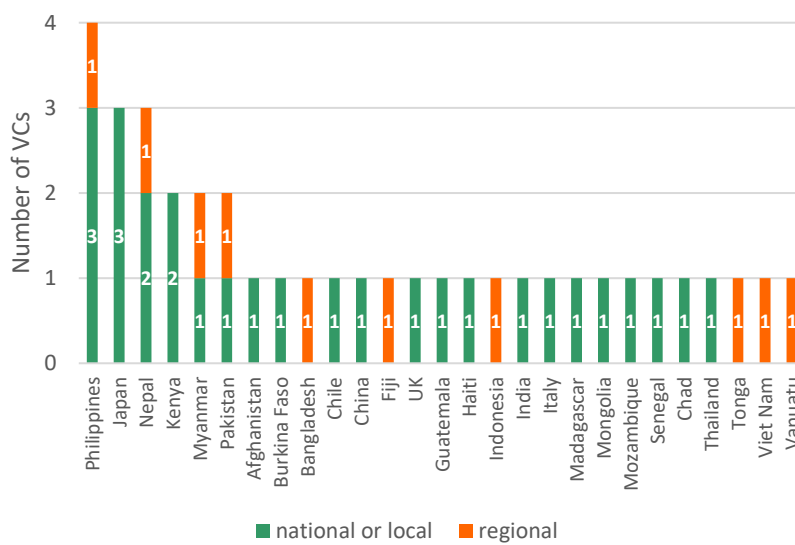
³⁰ Regions are Asia, Africa, Americas, Europe and Oceania, according to the categories defined by the United Nations Statistical Division.

³¹ Wallemacq and House, "Economic Losses, Poverty & Disasters: 1998-2017."

That amount represents 65 percent of the global total (lower-income countries have lower asset values). So, even though lower-income countries suffer more in terms of lives lost, loss of homes and loss of livelihoods, high-income countries suffer in terms of absolute economic losses (the absolute numbers and their implications can be striking and are worth considering even though they represent 0.41% of their GDP). The consideration of this data and the current status of VC submissions could encourage actors in high-income countries, including those in Europe, to step-up the execution of VCs.

For VCs with only national or local scope, the top four countries benefiting from VCs are Japan, Philippines, Kenya and Nepal. Considering VCs with both regional and national or local scope at the same time, the figure below indicates that these four countries remain at the top but in slightly different order with the Philippines taking the first spot.

Figure 8: Countries covered by VCs with scope both regional and national/ local



The figures of VCs per country (for VCs that specifically indicated the coverage of specific countries or territories) were compared to data on countries that suffered the highest number of death and affected people from natural events. It is expected that those countries that suffered the heavier losses in terms of number of lives and livelihoods, might be covered by the largest number of VCs.

Source: UNDRR

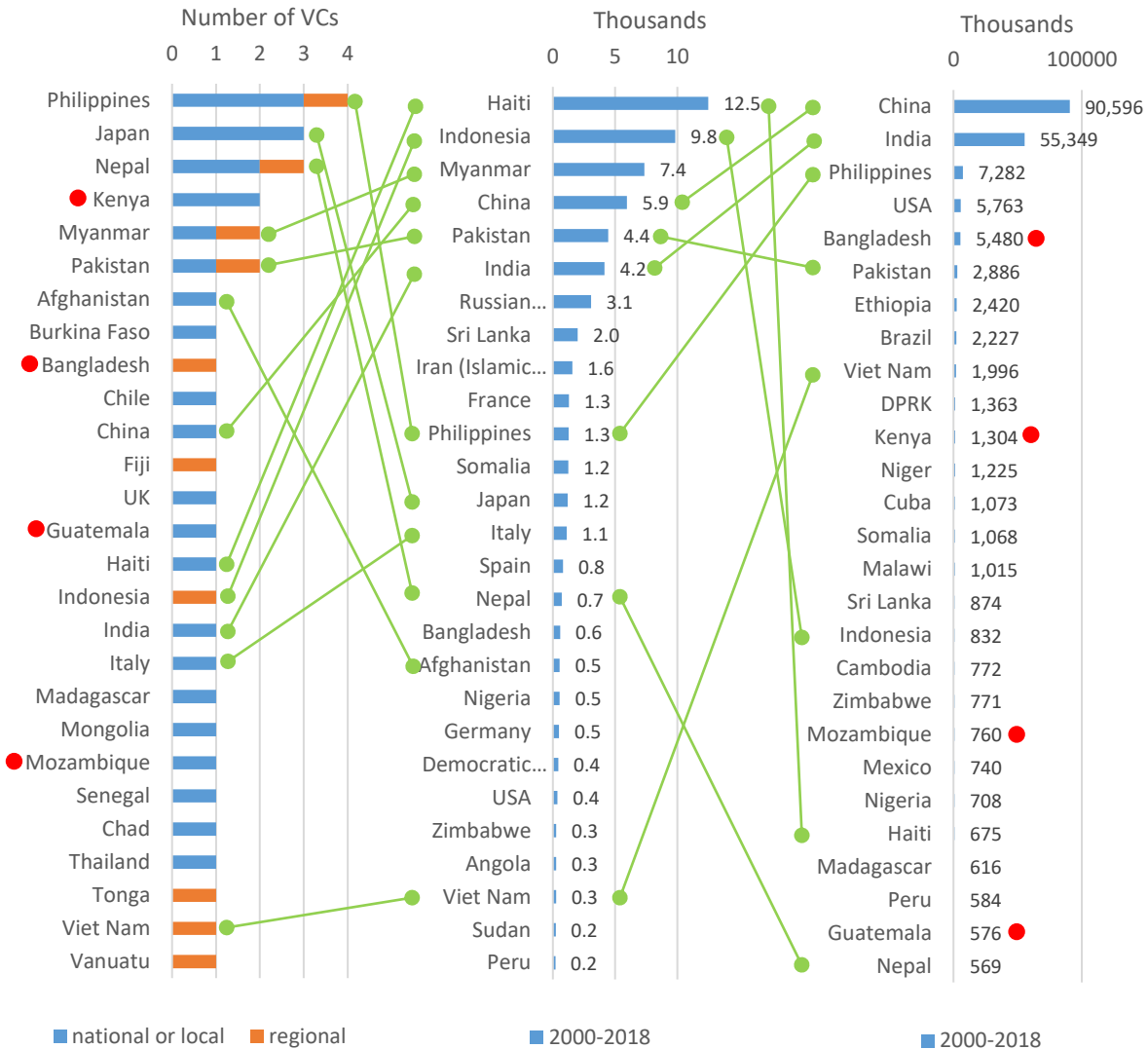
The analysis below indicates that there can be a correspondence between the geographic focus of currently published VCs and countries that experienced a higher death toll for the period 2000 to 2018 (see lines agglomerated towards the top). However, the three countries that are covered by the largest number of VCs are not the ones that experienced a higher death toll for the analyzed period (the Philippines is among the top in terms of affected people). Hence, while overall coverage seems to reflect that action through VCs is being taken in the most affected places, the number of VCs taking action in each specific country still has margin to match the intensity of the needs.

Separately, it is also interesting to see that countries like Haiti rank at the top in terms of death toll but rank lower in terms of number of affected people. Conversely, the Philippines, for example, ranks lower in death toll but among the top in number of affected people. Several factors might be affecting these results: type of natural event, economic development stage and level of society’s resilience. All things equal, more resilient places should experience a lower death toll.

Figure 9: Countries covered by VCs with scope both regional and national/local (context)

Figure 10: Death toll (average, 2000-2018)

Figure 11: Affected people (average, 2000-2018)



Source: UNDRR

Source: UNDRR based on EM-DAT

Source: UNDRR based on EM-DAT

Notes: Green lines display connections between countries or territories covered by VCs against data for death toll and affected people. Figures for death toll and affected people were estimated using data from EM-DAT: The Emergency Events Database (it includes natural events, excluding technological and complex disasters). Data from EM-DAT, was estimated as an average for the period 2000 to 2018. As more data is gathered in the SFVC platform, estimates could be based on or around the same period covered by VCs. The red dots indicate connections between VCs and countries or territories with the largest number of people affected (not previously connected by death toll).

Data on death toll and affected people by disasters can be a proxy for finding places that are more prone to have experienced the effects of natural hazards. Nevertheless, it could be worth analyzing these figures taking into account not only absolute numbers but also the size of the population for each country or territory where data is available. The figures below do this and reveal a more dispersed picture. While Haiti remains at the top, other countries such as Myanmar, Somalia, Sri Lanka, Mauritania or Cuba also emerge with losses of lives and livelihoods being more significant considering the total size of their populations. Middle-and-high income countries such as France, Belgium, Croatia, Portugal, Spain, Iran or Russia report relatively high death tolls (per size of population), but have no VCs covering them yet.

Figure 12: Countries covered by VCs with scope both regional and national/local (context)

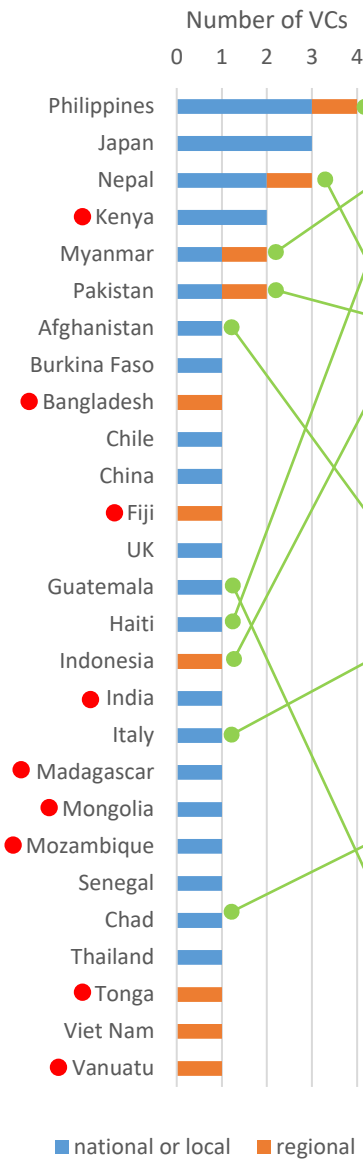


Figure 13: Death toll per size of population (average, 2000-2018)

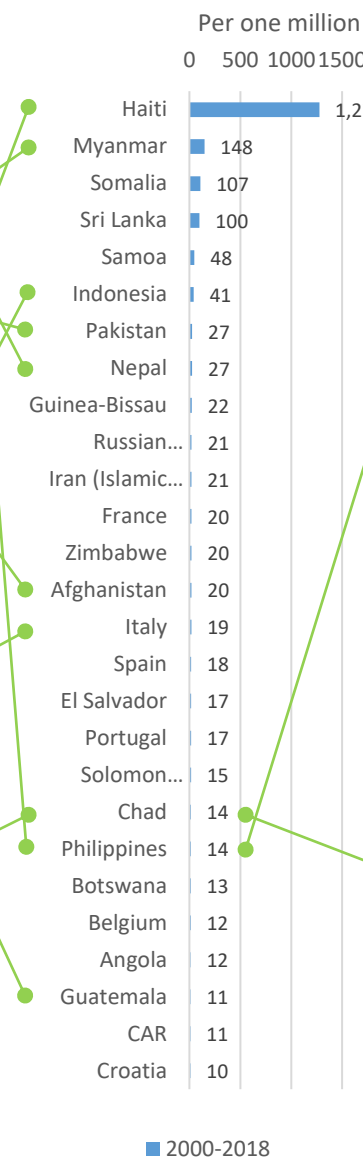
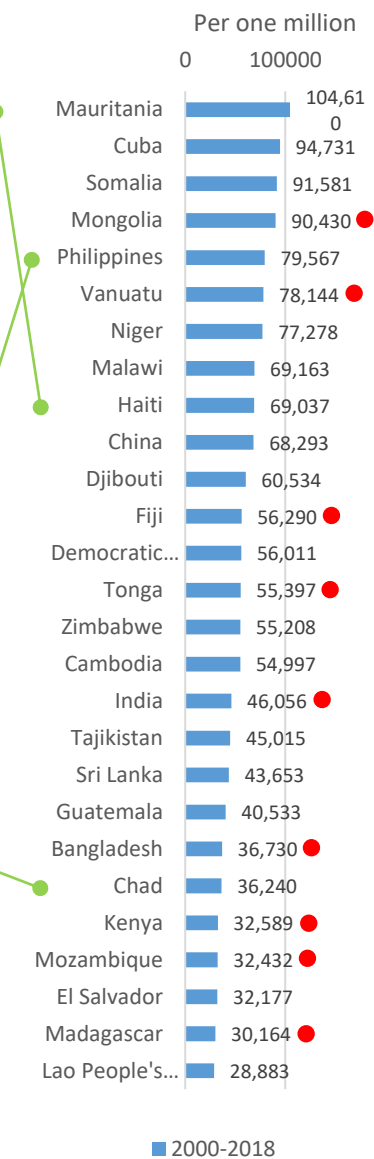


Figure 14: Affected people per size of population (average, 2000-2018)



Source: UNDRR

Source: UNDRR based on EM-DAT

Source: UNDRR based on EM-DAT

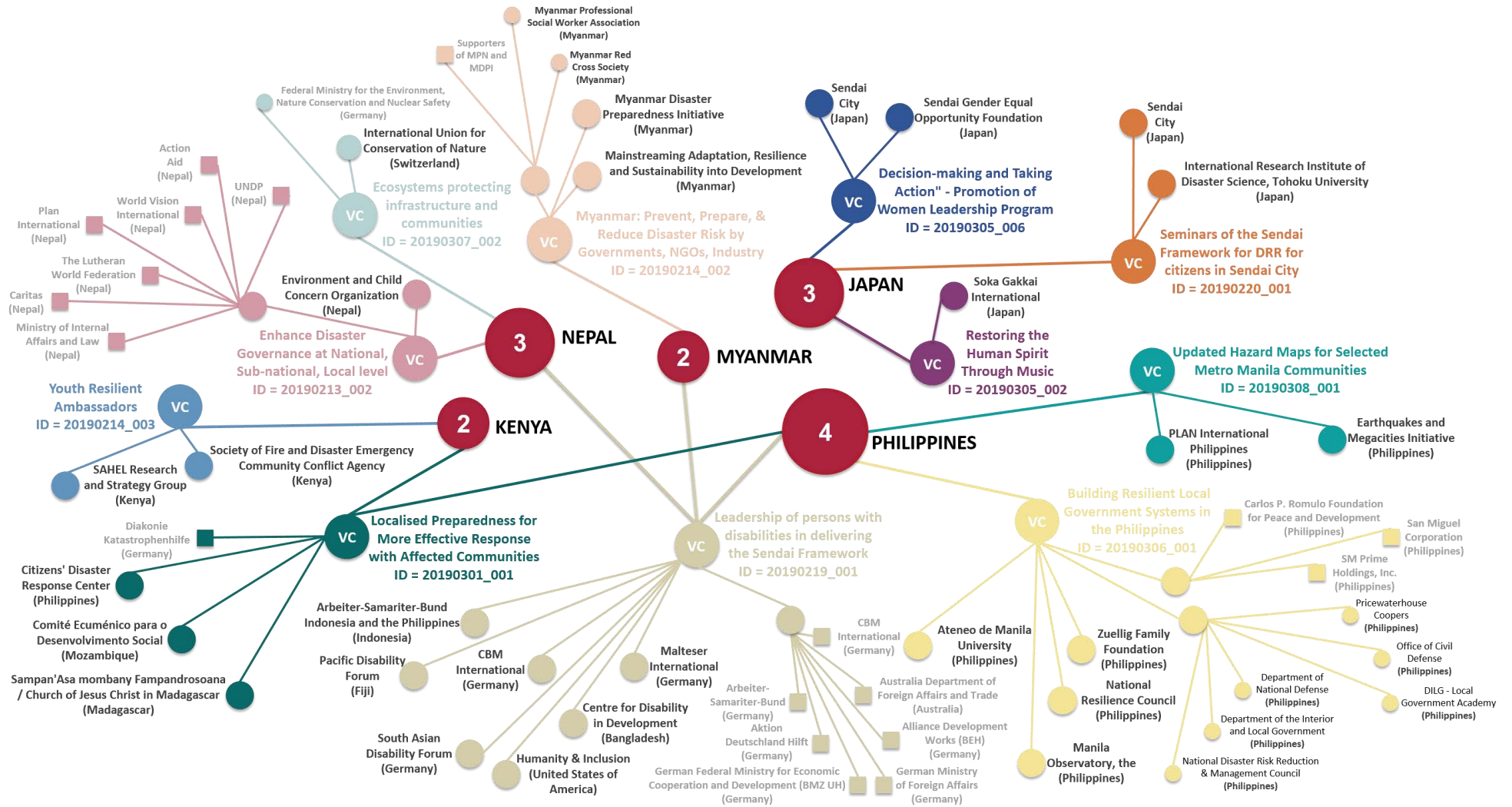
Notes: Green lines display connections between countries or territories covered by VCs and data for death toll and affected people data accounting for countries or territories population size. Figures for death toll and affected people were estimated using data from EM-DAT: The Emergency Events Database (it includes natural events, excluding technological and complex disasters). Data from EM-DAT, was estimated as an average for the period 2000 to 2018. Data on population size was obtained from World Bank Data. The average population for the period 2000 to 2017 was estimated, 2017 is the latest year available. As more data is gathered in the SFVC platform, estimates could be based on or around the same period covered by VCs. The red dots indicate connections between VCs and countries or territories with the largest number of people affected.

Beneficiaries

It is estimated that around 2 billion beneficiaries might be covered by these 26 VCs in total.³² In terms of specific scales of beneficiaries, 40 percent of VCs reported more than 10,000

³² For obtaining this estimate, the midpoint of each selected scale of beneficiaries was obtained. Then, this number was accounted for the frequency in each scale. Subsequently, for VCs that selected "More than 10,000" people, the exact provided numbers were extracted and considered. The estimated figure is 2,258,973,248.

Figure 15: Network analysis for VCs with focus on specific countries or territories



25

Source: UNDRR

Notes: By size, bigger dots are for countries (displaying number of VCs covering them), next are VCs, implementers and the smallest dots are other partners. Squares symbolize donors.

people to be beneficiaries of their activities. Within this category (“more than 10,000” people), figures range from 15,000 to 1 billion with an average of around 142 million beneficiaries. Then, 31 percent reported a scale of beneficiaries of between 5,000 to 10,000 and the rest of VCs are spread in several categories contained between less than 50 people to 5,000 (figures are not presented for brevity).

Connectivity

Our connectivity analysis focused on countries or territories covered by more than one VC. As of the publication of this report, Philippines (4 VCs), Japan (3 VCs), Nepal (3 VCs) and Myanmar (2 VCs) in the Asia region are covered by more than one VC. Then, Kenya in the African region is also covered by two VCs. One interesting message from Figure 15 is that several stakeholders are collaborating to implement the majority of the featured VCs. However, only three VCs have implementers and other partners working together despite being based in different countries (Ecosystems protecting infrastructure and communities, Localized preparedness for more effective response with affected communities and Leadership with persons with disabilities in delivering the Sendai Framework). The rest of the VCs have implementers and other partners coming from the same countries. If relevant and needed, collaboration at the international level could help in the transfer of knowledge and experiences across borders and institutions. The VC working on inclusion of persons with disabilities does this and implements its activities across three countries. Then, Japan is often regarded as a champion for DRR from which many other countries can learn. Considering this perspective, it is positive that organizations with VCs focused in Japan are presenting to the global community a variety of experiences in DRR so that others can learn. However, it can also be noted that the three currently published VCs by implementers in Japan are not connected to other countries. Consequently, these implementers in Japan can partner with other organizations to share their work for possible replication or to support other countries.

The main goal of this analysis, however, is to identify which VCs are working in the same countries with the purpose of creating an incentive for them to explore future contacts for learning from each other and exploring collaborations to maximize impact. Taking the case of the Philippines, for example, there are four commitments currently working in this country.

Table 2: VCs currently covering the Philippines

ID	Title	Key words	Duration
20190308_001	Updated Hazard Maps for Selected Metro Manila Communities	Hazard maps	Jul 2018 – Feb 2019
20190306_001	Building Resilient Local Government Systems in the Philippines	Local governments	Jan 2018 – Dec 2021
20190301_001	Localised Preparedness for More Effective Response with Affected Communities	Preparedness	Jan 2018 – Dec 2020
20190219_001	Leadership of persons with disabilities in delivering the Sendai Framework	Leadership and disability	Oct 2017 – Dec 2021

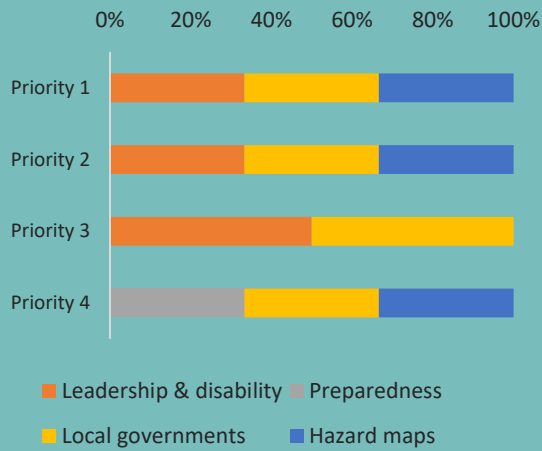
Source: UNDRR

Three out of those four VCs are focused on Sendai Priorities for Action 1 and 2. Target B of the Sendai Framework is present in three VCs. It is the VC “Updated Hazard Maps for Selected Metro Manila Communities” (20190308_001) and “Leadership of persons with disabilities in delivering the Sendai Framework” (20190219_001) that have more similarities in terms of priorities and targets. Even though there can be challenges in terms of specific geographic locations and timing, there can certainly be an opportunity for these stakeholders to learn from one another and eventually collaborate. In addition, all VCs except “Updated Hazard Maps for Selected Metro Manila Communities” (20190308_001) cover similar hazards: volcano, tsunami, storm, land slide, flood, earthquake, drought and cyclone.

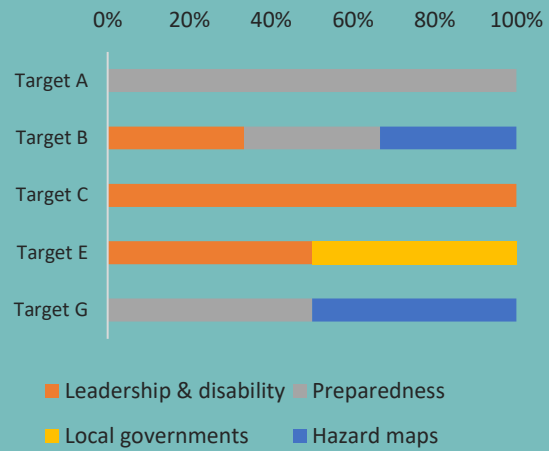
Box 2: Detailed VC information for the country of the Philippines

The following VCs specified the Philippines within their geographic coverage. Below, a detailed analysis on the alignment of these VCs in terms of strategic parameters such as Sendai Priorities for Action, Targets, SGDs, etc.

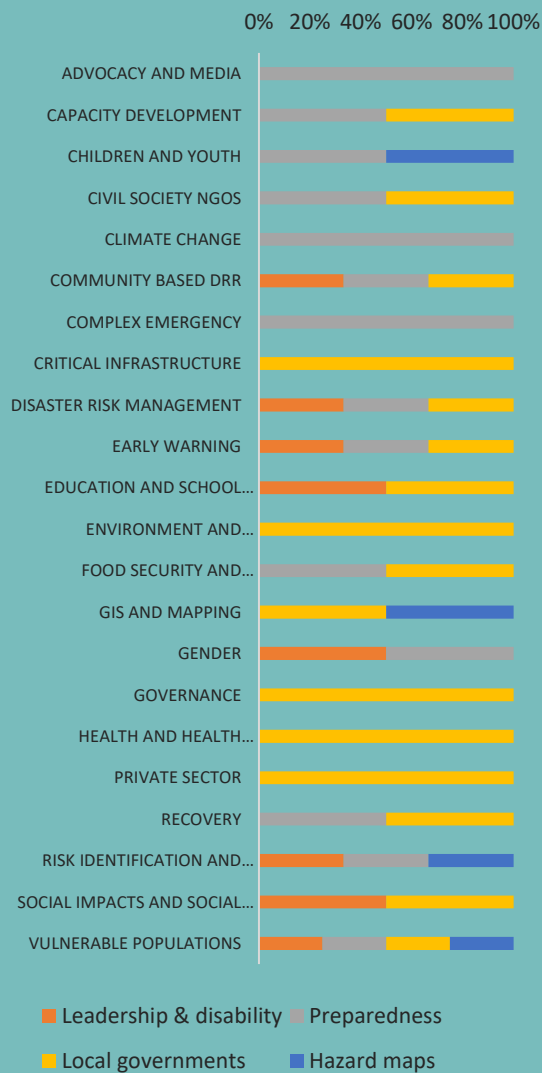
Sendai Priorities for Action



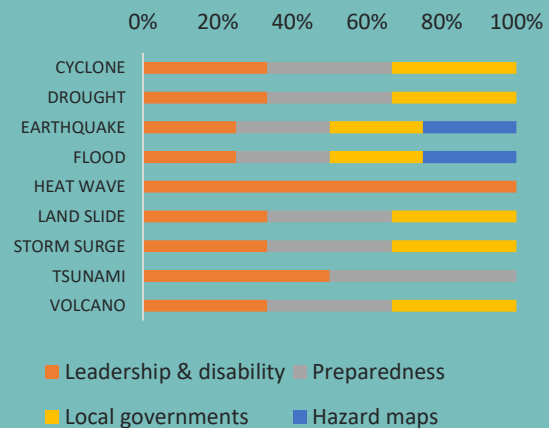
Sendai Targets



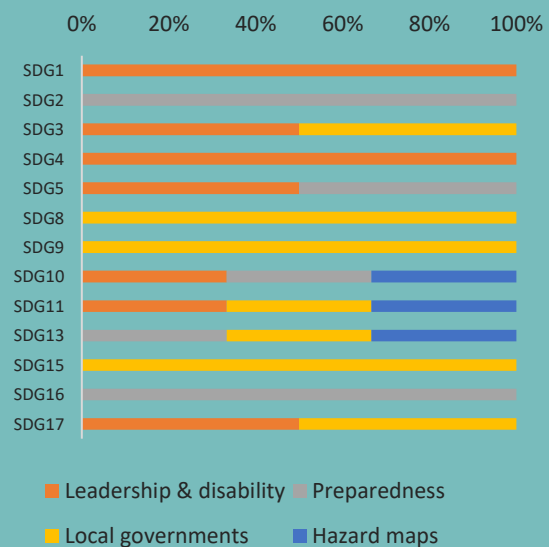
Themes and issues



Hazards



SDGs



Notes: Priority for Action 1: understanding disaster risk, Priority for Action 2: strengthening disaster risk governance to manage disaster risk, Priority for Action 3: investing in disaster risk reduction for resilience and Priority for Action 4: Enhancing disaster preparedness for effective response and to "Build Back Better" in recovery, rehabilitation and reconstruction. For global targets, Target A (global disaster mortality), Target B (number of affected people), Target C (disaster economic loss), Target D (damage to critical infrastructure and basic services), Target E (national and local DRR strategies), Target F (international cooperation) and Target G (early warning systems and disaster risk information).

Basic analyses such as the ones conducted before could be transformed into detailed country profiles for VCs. SFVC country profiles (for instance, produced for those countries with the largest number of VCs) could be a useful tool to increase the efforts for synergies and increased effectiveness by sharing information and taking evidence-informed actions.

Box 3: Stakeholders identifying crossovers to collaborate and maximize impact*



Loy Rego
 MARS Practitioners Network
 VERVE Volunteers Program India and Myanmar
 Fri 3/22, 6:22 PM
 TO: Veronica Ruiz
 CC: UNDRR Voluntary Commitments

Reply all | ^

Dear colleagues,

I read with interest the Voluntary commitment made by IUCN. I am involved in two voluntary commitments in India and Myanmar both of which are on the current updated list.

Is this a old commitment made at time of Sendai? Is EPIC still ongoing or is a new phase being planned. I trust you will be coming to the forthcoming session of the Global Platform. Let us set up a meeting there.

We can also exchange notes in advance on how we can collaborate. And also a skype conversation.

We should also discuss on how to collaborate in each others voluntary commitments.

Looking forward to hearing from you,

Warmly,
 Loy Rego



Veronica Ruiz Garcia
 Nature-based Solutions Programme Officer
 International Union for Conservation of Nature (IUCN)
 Mon 3/25/2019 2:09 PM
 TO: Loy Rego
 CC: UNDRR Voluntary Commitments

Reply all | ^

Dear Loy,

Apologies for the delay in responding to your email, I was on mission with limited internet connection.

Thanks for reaching us out and the interest you have shown in our commitment. Indeed the EPIC project finalized in June 2017 and we would like to have a phase II building on the lessons learnt as well as knowledge and evidences generated during the project.

IUCN, particularly the Ecosystem Management Programme, will participate at the GPDRR and had submitted a couple of proposals for the Ignite Stage.

Definitely we can discuss prior to the event via Skype. Would Wednesday or Friday this week work for you?

All the best,
 Verónica

*Mr. Loy Rego and Ms. Veronica Ruiz Garcia gave consent to be mentioned in this report as an example of communication in this report.

Some stakeholders are already taking the initiative to contact each other. On behalf of his organization, Mr. Loy Rego has published two VCs. As a registered user, Mr. Rego has enabled his subscription to notifications in the SFVC platform. When Mr. Rego was notified about the publication of a VC by another organization that matched his interests, he took the initiative to contact the main focal point of the recently published VC (Ms. Veronica Ruiz). This is a good example of how stakeholders with more information can take action and explore ways to collaborate and enhance their work. Box 3 presents the exchange by Mr. Rego and Ms. Ruiz.

UNDRR works to facilitate the dissemination of published VCs through the SFVC platform as well as via relevant sessions and events such as the Global Platforms and Regional Platforms. This creates opportunities for stakeholders to identify crossovers, finding ways to collaborate and hopefully increase the effectiveness of their work. A step forward would be to follow-up on the progress made by the facilitated interactions.

Image 4: An example of the challenges faced by a flood impacted community in a hilly region in India. Commitment "India: Strengthening DPRR in six State and District DM Authorities"



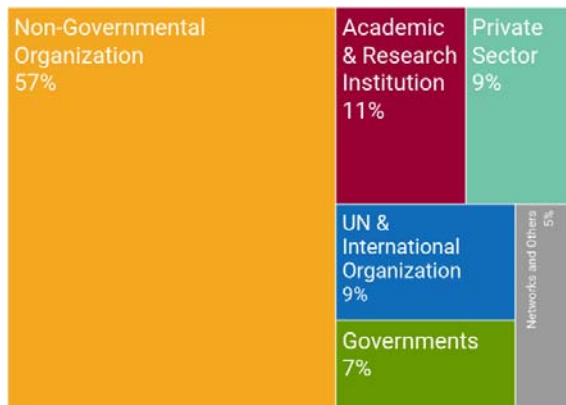
Image 3: First global initiative to promote the use of ecosystem-based approaches and protect communities from disasters and the negative impacts of climate change. Commitment "Ecosystems protecting infrastructure and communities"



Who is submitting voluntary commitments?


The 26 published VCs have 82 organizations which are involved as implementers or other partners.³³ Out of those 82 organizations, 51 have the role of implementers (62 percent). An implementer is considered to be one of the core organizations responsible for the execution of the VC. In addition to implementers, a VC can list other partners who may support the VC but are not responsible for it. There are 31 organizations (38 percent) acting as other partners (please note that donors are classified separately). The figures below present implementers and other partners by organization type.³⁴

Figure 16: VC implementers by type of organization



Source: UNDRR

Figure 17: Other partners by type of organization



Source: UNDRR

Among these organization types, Non-Governmental Organizations (NGOs) have the largest number of entities involved in VCs. NGOs represent almost 60 percent of all implementers and 29 percent of all other partners. Focusing the analysis on implementers only and taking NGOs aside, there is a somewhat even distribution among other types of organizations with Academic & Research Institutions slightly leading the way (11 percent in Figure 16). By analyzing other partners only, it is UN & International Organizations that are among the top supporters of initiatives without necessarily implementing the VCs themselves. It is worth noting that there were no published VCs by stakeholders from the categories “Regional Intergovernmental Organizations” or “News & Media” acting as implementers, although Media announced some VCs prior to and during WCDRR, which could be updated and submitted to the SFVC platform in the future. For the case of organizations acting as other partners, only the category “News & Media” registered no participants. Given the importance of these stakeholders, exploring further approaches to strengthen their participation is recommended.

A detailed look to Non-Governmental Organizations

More than 50 percent of organizations executing VCs are NGOs. A complete list of these NGOs along with more detailed statistics can be found in Appendix 3. These NGOs are involved in commitments mainly related to themes and issues such as Community-based DRR, Vulnerable Populations, Capacity Development, Disaster Risk Management and Civil Society/NGOs along with several others. These issues may highlight the importance that NGOs play to translate the contents of international guiding documents into local action. NGOs show themselves capable to work closely with the communities and beneficiaries.

³³ The total raw number of organizations is 85. However, there were duplicates that were removed. These duplicates were produced because three organizations (International Research Institute of Disaster Science, Tohoku University; Mainstreaming Adaptation, Resilience and Sustainability into Development; and Sendai City) are involved in more than one VC (two VCs each having the role of implementer in all cases).

³⁴ The types of organization are as defined in PreventionWeb (a knowledge platform for disaster risk reduction): <https://www.preventionweb.net>



Image 5: Members of a Local Committee for Disaster Coordination (COLRED) in Guatemala. Committee members are referring to their community risk map while planning how to implement their DRR Action Plan. These committees are connected to the National Coordination for Disaster Reduction (CONRED). Commitment “Building Community Resilience through Community-Based Disaster Risk Management”

Box 4: The Sendai Framework and local actors

The Sendai Framework encourages better articulation of responsibilities among State and non-State actors as well as the involvement and empowerment of local actors with resources, incentives, decision-making responsibilities, etc.

Furthermore, the Sendai Framework states that to understand disaster risk at the national and local levels, enhanced collaboration and involvement of community-based organizations and non-governmental organizations is needed for the dissemination of information, the design of policy and the implementation of disaster risk management.

The top five hazards covered by VCs implemented by NGOs are: Flood, Drought, Earthquake, Cyclone and Land Slide. In terms of Sendai Framework Priorities for Action, NGOs appear to work primarily on Priority 4 (enhancing disaster preparedness for effective response and to Build Back Better in recovery, rehabilitation and reconstruction) and Targets B (substantially reduce the number of effected people globally by 2030) and E (substantially increase the number of countries with national and local risk reduction strategies by 2020). The NGO-led VCs mainly focus on SDG 11 (make cities and human settlements inclusive, safe, resilient and sustainable) and 13 (take urgent action to combat climate change and its impacts). Approximately 70 percent of these VCs have scale of beneficiaries higher than 5,000 people. The top five countries where these NGOs are headquartered are the Philippines, Germany, Afghanistan, Japan and Pakistan. Finally, the type of VCs implemented by NGOs mainly have average budget scales between USD50,000 to USD100,000, with 38 percent of them being fully funded. Future analyses could investigate the alignment of the VCs implemented by NGOs with national and local policies and tailored indicators, once they are defined.

About National Governments and UN agencies

National Governments have the [Sendai Framework Monitor](#)³⁵ as the main reporting tool for the implementation of the Sendai Framework in their countries, including reporting on their commitments when they are solely under the initiative, operation and leadership of National Governments. However, when National Governments jointly implement a VC along with other stakeholders (eligible to submit VCs to this online platform) as co-implementers, it is regarded as a multi-stakeholder VC and should be submitted to the SFVC platform.

Then, it is important to clarify that local governments (as opposed to National Governments) are eligible to submit a VC to the SFVC platform even when they are solely executed by the local government if they choose to do so.

Considering the explanation above, the list below specifies all organizations under the category “Governments” participating as implementers of VCs. It can be verified that the Government category mainly includes local governments. These local governments are executing VCs in collaboration with other implementers, with the exception of one VC being implemented solely by the local government.

Table 3: Complete list of NGOs involved as implementers in VCs

Organization name (Government)	Country	ID (VC)	Other implementer name	Other implementer category
Greater Manchester Authorities	UK	20190205_002	Greater Manchester Centre for Voluntary Organisation	NGO
Sendai City	Japan	20190220_001	International Research Institute of Disaster Science, Tohoku University	ACADEMIC
Sendai City	Japan	20190305_006	Sendai Gender Equal Opportunity Foundation	NETWORKS & OTHERS
Provincia di Potenza	Italy	20190308_007	NA	NA

Source: UNDRR

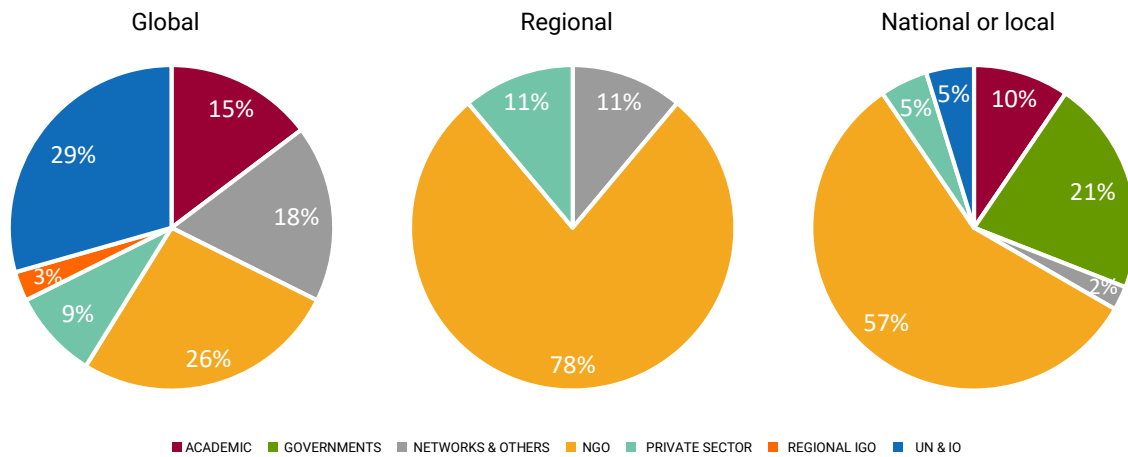
In a similar way, UN agencies could submit a VC to the SFVC platform when working in partnership with other stakeholders who are eligible to submit VCs. If the VC is solely implemented by a UN agency, it may be registered in the online platform for the UN Plan of Action for DRR, which will be established by UNDRR in due course. Therefore, organizations under the category “Governments” (National Governments) and “UN & International Organizations” are included in the SFVC platform only when they are implementing VCs in partnership together with other eligible stakeholders.

Types of organizations by geographic scope

The figures below indicate that there are relatively more NGOs implementing VCs at the regional and national or local levels. However, the disaggregated analysis by geographic scope indicates that for VCs with global scope, the types or organizations are more evenly distributed. For VCs with global scope, International Organizations along with NGOs lead the implementation. Academic, Networks and other similar entities also play a significant role when it comes to implementing VCs at the global level. At the moment, there are only three types of organizations implementing VCs for regional scope: NGOs, Private Sector and Networks & Others. At the national and local level, local governments play a clear role in VC implementation along with NGOs.

³⁵ Sendai Framework Monitor: <https://sendaimonitor.unisdr.org/>

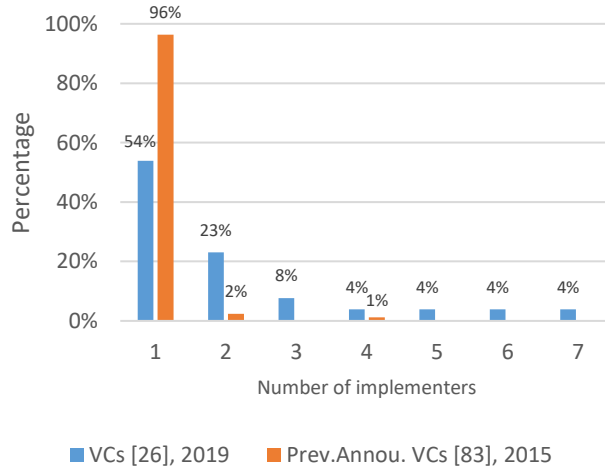
Figure 18: VC implementers by type of organization and scope



Source: UNDRR

Organizations per commitment

Figure 19: Number of implementers per VCs, percentages (current versus previously announced)



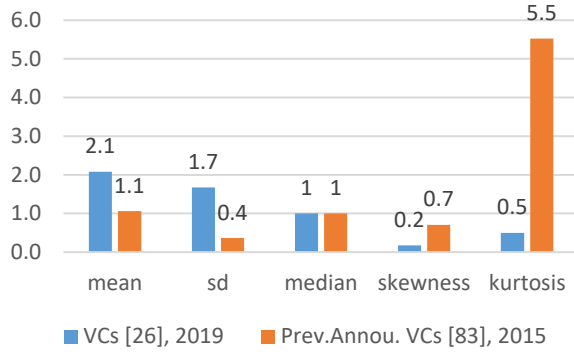
Source: UNDRR

This section analyzes how many VCs are being implemented by only one organization as compared to being implemented by more than one organization (possibly in a joint effort). Joint VCs may indicate coordination among stakeholders for implementing actions to build resilience in more aligned ways. Data for implementers, suggest that 54 percent of VCs are being implemented by only one organization. This represents a major change or advancement when compared with VCs that were previously announced prior or during the Third World Conference on DRR (WCDRR), before the adoption of the Sendai Framework.³⁶

For previously announced VCs (Prev. Annou. in Figure 19), 96% of VCs were executed by only one organization each. This change may be because of the existence of the Sendai Framework which plays a central role facilitating various stakeholders to work together under a common umbrella. One concrete example is the VC “One Billion Coalition for Resilience” submitted by five organizations (Connecting Business Initiative, International Federation of Red Cross and Red Crescent Societies, Interpeace, United Nations Children’s Fund and the World Food Programme). As specified in the answers to narrative questions, the Sendai Framework encourages an all-of-society approach and partnerships for DRR. So, initiatives such as the One Billion Coalition for Resilience find conceptual support and are well-aligned to be submitted and monitored through the SFVC platform.

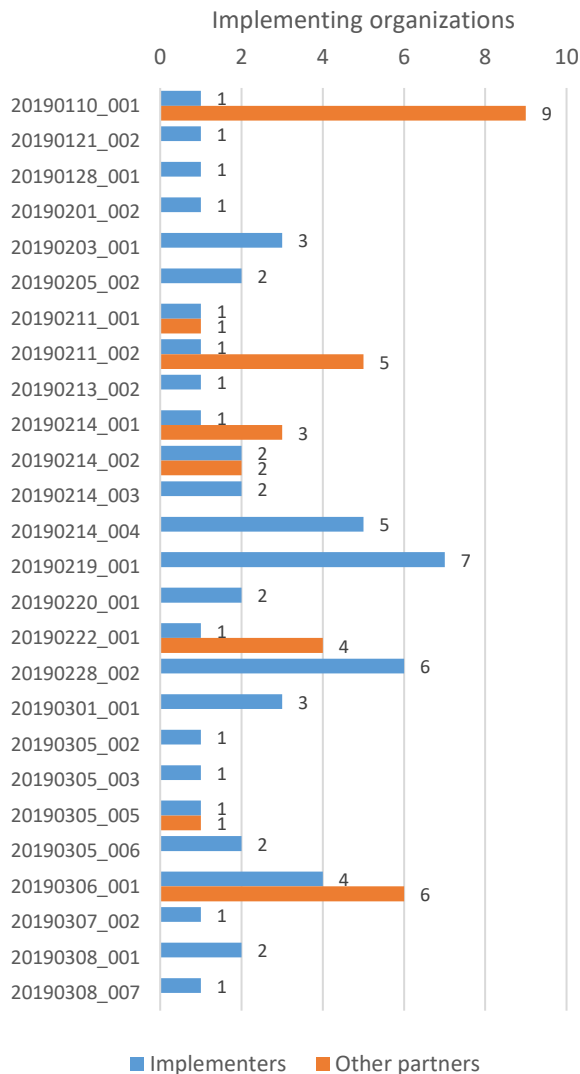
³⁶ A total of 83 VCs were recorded before or during the Third WCDRR in 2015. Calculations were made using the basic data registered for these 83 previously announced VCs. Out of those 83, 10 VCs containing revisions and updates were submitted and are currently registered in the SFVC platform. Appendix 2 provides a focused analysis on the 83 previously announced VCs. For more information about the previously announced VCs see: <https://sendaicommitments.unisdr.org/about>

Figure 20: Central tendency and dispersion statistics



Notes: Skewness and kurtosis units are adjusted.

Figure 21: All published VCs by total number of implementers and other partners



Source: UNDRR

Central tendency indicators suggest that VCs registered in the SFVC platform are implemented by two organizations on average. Dispersion indicators such as kurtosis and skewness signal that there can be a tendency towards fewer organizations jointly executing a VC. However, it is confirmed that compared to VCs previously announced before or during the Third WCDRR in 2015, more VCs currently published in the platform have been working with other organizations in the same VC. It is expected that with greater advocacy and better information exchange, a larger number of joint commitments will be registered.

Figure 21 depicts a full account of the number of organizations in every commitment published in the platform. When accounting for both number of implementers and other partners, VCs with more than one organization working in the same commitment have longer durations,³⁷ and have larger budgets.³⁸ It seems contradictory, but 50 percent of VCs with only one organization have all their budget secured whereas only 27.8 percent of VC with more than one organization do. One reason could be that larger budget scales are more difficult to secure, but as more data is collected the understanding of this aspect could be clarified.

Duration

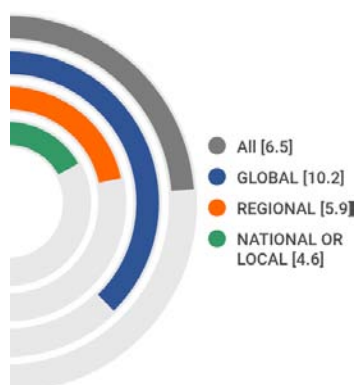
The average duration of a VCs is 6.5 years. VCs with global scope have the longest duration, on average, 10.2 years. The average duration of VCs with regional and national or local scopes is 5.9 and 4.6 years respectively (see Figure 22).

Detailed central tendency and dispersion statistics confirm that on average VCs with global scope have longer duration. Likewise, VCs with national or local scope have both the lowest average and median durations (results not provided for brevity).

³⁷ VCs with more than one organization (as implementer and other partners), last on average 6.9 years as compared to 5.6 years for VC with only one organization.

³⁸ 62.5 percent of VCs with only one organization have a budget scale lower than 100,000 while less than 40 percent of VC executed by more than one organization do.

Figure 22: Average duration of VCs in years, overall and by type of scope



Source: UNDRR

The longer average duration of VCs with global scope may reflect the fact that these VCs are the result of initiatives which are often formally agreed and encompass the support of various organizations working on certain specific topics. Thus, global VCs have a longer duration to achieve their stated objectives. This assessment can be verified by observing the information presented in Table 4 providing key details for all VCs with global scope published in the platform.

Table 4: VCs with global scope

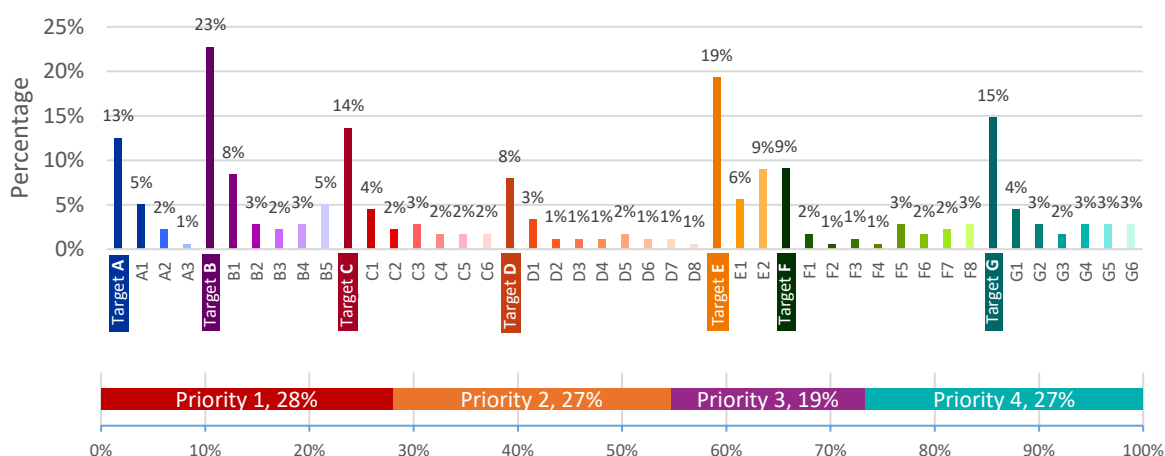
Title of VC	Implementers	Number of organizations	Number of other partners	Duration in years
Sendai Landslide Partnerships 2015-2025	<ul style="list-style-type: none"> International Consortium of Landslides 	1 (ICL itself is a network)	9	10.1
Science Technology Commitment to support implementation of Sendai Framework	<ul style="list-style-type: none"> Scientific and Technical Advisory Group 	1 (STAG is an advisory group for a network)	NA	5.3
Global Centre for Disaster Statistics (GCDS)	<ul style="list-style-type: none"> Fujitsu International Research Institute of Disaster Science, Tohoku University United Nations Development Programme 	3	NA	15.8
ResponderCQ: A Disaster Resilience Assessment and Data Management Service	<ul style="list-style-type: none"> SPIN Global 	1	1	2.1
Support Urban Risk Reduction and Resilience Building	<ul style="list-style-type: none"> Center for Urban Disaster Risk Reduction & Resilience 	1	5	15.1
One Billion Coalition for Resilience	<ul style="list-style-type: none"> Connecting Business initiative International Federation of Red Cross and Red Crescent Societies Interpeace United Nations Children's Fund (Global Headquarters, New York) World Food Programme 	5	NA	10.9
International Wildfire Preparedness Mechanism (IWPM)	<ul style="list-style-type: none"> Global Fire Monitoring Centre 	1	4	16.5
RegionsAdapt	<ul style="list-style-type: none"> Network of Regional Governments for Sustainable Development 	1	1	6.1

Source: UNDRR

Priorities, targets and indicators

Sendai Priorities, Targets and Indicators allow all relevant actors interested in the construction of resilient societies to track their progress in terms of specific contributions within defined frameworks. In other words, stakeholders can identify concrete strategic paths for achieving substantial reduction of disaster risk and losses for a sustainable future. The figure below shows a snapshot of the priorities, targets and indicators covered by VCs.

Figure 23: Sendai Priorities for Action, Targets and Indicators covered by VCs



Source: UNDRR

Notes: Priority for Action 1: understanding disaster risk, Priority for Action 2: strengthening disaster risk governance to manage disaster risk, Priority for Action 3: investing in disaster risk reduction for resilience and Priority for Action 4: Enhancing disaster preparedness for effective response and to “Build Back Better” in recovery, rehabilitation and reconstruction. For detailed information on indicators please visit PreventionWeb.³⁹

Priorities for action

VCs in the platform are evenly distributed among Priorities for Action 1, 2 and 4. Priority for Action 3 is less covered. One explanation could be related to financial challenges that some stakeholders in the field might face. Another reason could be that there is less attention to the underlying causes of vulnerability and the further impact of natural hazards into the continuity of activities in a society. For example, it was found that, in terms of global finance, five percent or less is spent on adaptation and one percent or less on coastal protection, infrastructure and disaster risk management (DRM).⁴⁰ This can be an opportunity for stakeholders more proactively positioned to support and implement Priority for Action 3, such as those involved in the financial sector, to step-in and foster action. Another opportunity is to explore less financial resource-intensive ways to promote Priority for Action 3. For example, the VC “Strengthening disaster risk management through institutional development” implemented by the Mongolian Red Cross aims at further enhancing community-based disaster risk reduction activities in rural and urban areas. This VC can contribute to behavioral change towards risk-informed decision-making and investment. The Mongolian Red Cross mentioned that “after Sendai framework, local programmes and activities have been more encouraged by local and international organizations, individuals”, in line with the call for inclusion and empowerment of local actors. Moreover, global VCs such as the “International Wildfire Preparedness Mechanism (IWPM)” implemented by the Global Fire Monitoring Centre stated that:

³⁹ <https://www.preventionweb.net/sendai-framework/sendai-framework-monitor/indicators>

⁴⁰ Beate Antonich, “Adaptation Finance Update: Number of Climate Adaptation Projects Increases, So Must Their Quality,” *SDG Knowledge Hub*, 2019, <https://sdg.iisd.org/news/adaptation-finance-update-number-of-climate-adaptation-projects-increases-so-must-their-quality/>.

“the Sendai Framework shifted the focus from managing disasters to preventing risk. This increases the relevance of our work, which is addressing the underlying causes of increasing wildfire disaster risks and the environmental and societal vulnerability by emphasizing prevention and preparedness, notably through participatory approaches at local / community level”.

Nonetheless, overall, when VCs are analyzed according to their geographic scope, the national and local levels display two extremes in terms of increased attention to Priority 4 and less coverage to Priority 3.

Figure 24: Priorities for Action covered by VCs

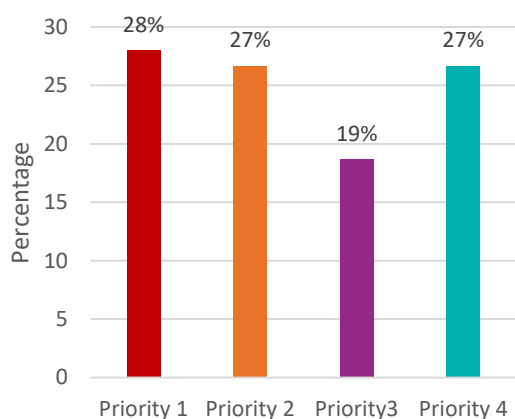
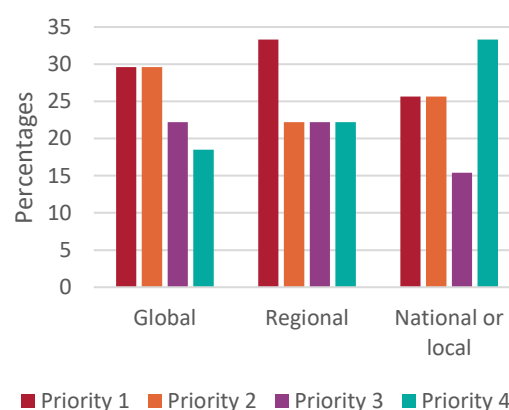


Figure 25: Priorities for Action by geographic scope



Source: UNDRR

Notes: Priority for Action 1: understanding disaster risk, Priority for Action 2: strengthening disaster risk governance to manage disaster risk, Priority for Action 3: investing in disaster risk reduction for resilience and Priority for Action 4: Enhancing disaster preparedness for effective response and to “Build Back Better” in recovery, rehabilitation and reconstruction.

Targets

Most VCs are focused on Targets B (23 percent) and E (19 percent). Meanwhile, Targets D (8 percent) and F (9 percent) are less covered by VCs. The analysis by geographic scope indicates that Target E is mostly covered by VCs at the global and local levels while Target B is mainly covered by VCs with regional scope. The VC “Raise DRR awareness through faith-based organisations” implemented by ACT Alliance in the regions of Africa, America and Asia provides a good example of how organizations with a comparative advantage to reach the grassroots level across regions can include resilience within the focus of their activities. Furthermore, ACT Alliance mentioned that the Sendai Framework encouraged them to take on ambitious commitments in terms of community-based resilience and make this issue a top priority. This is in part the result of momentum created by the Sendai Framework and the enhanced global consensus on the importance of DRR.

Indicators

In line with the previous findings, the indicators that are mostly covered by VCs are E2 and B1. A total of 9 percent of VCs have indicated that they cover indicator E2 (percentage of local governments that adopt and implement local disaster risk reduction strategies in line with national strategies) and 8 percent of VCs stated to cover indicator B1 (number of directly affected people attributed to disasters, per 100,000 population). As Figure 23 shows, all indicators of the seven Global Targets of the Sendai Framework are covered by one or more published VCs.

Figure 26: Sendai Targets covered by VCs

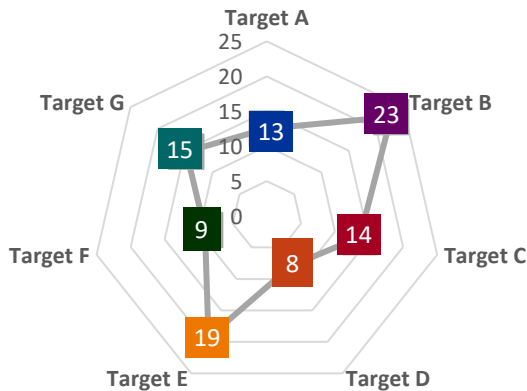
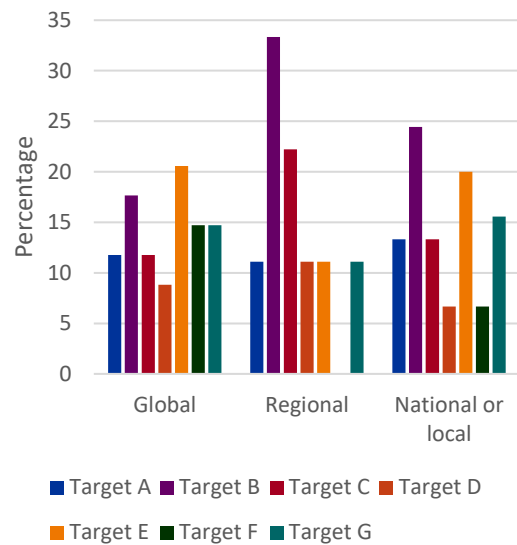


Figure 27: Sendai Targets by VCs geographic scope



Source: UNDRR

Notes: For global targets, Target A: Substantially reduce global disaster mortality by 2030. Target B: Substantially reduce the number of affected people globally by 2030. Target C: Reduce direct disaster economic loss in relation to global gross domestic product (GDP) by 2030. Target D: Substantially reduce disaster damage to critical infrastructure and disruption of basic services, among them health and educational facilities, including through developing their resilience by 2030. Target E: Substantially increase the number of countries with national and local disaster risk reduction strategies by 2020. Target F: Substantially enhance international cooperation to developing countries through adequate and sustainable support to complement their national actions for implementation of this framework by 2030. Target G: Substantially increase the availability of and access to multi-hazard early warning systems and disaster risk information and assessments to the people by 2030.

Themes, issues and hazards⁴¹

Themes & issues

Figure 28: Word cloud for themes & issues covered by VCs



Source: UNDRR

Capacity development, disaster risk management and community-based DRR are the three most commonly covered themes and issues. These themes and issues could be a reflection of the type of work usually addressed by the largest type of implementer, NGOs. On the other hand, health and health facilities, insurance and risk transfer and human mobility are the least covered. When taking a look to the middle of the distribution, issues such as gender, children and youth, private sector, media and science and technology are not among the top. One positive aspect is that UNDRR has recently launched the Stakeholder Engagement Mechanism.⁴²

⁴¹ The list of themes & issues and hazards according to PreventionWeb is being used.

⁴² Jeanette Elsworth, "Partnership Mechanism Supports Sendai Framework," *UNDRR News*, 2018, <https://www.unisdr.org/archive/62405>.

Figure 29: Themes & issues covered by VCs

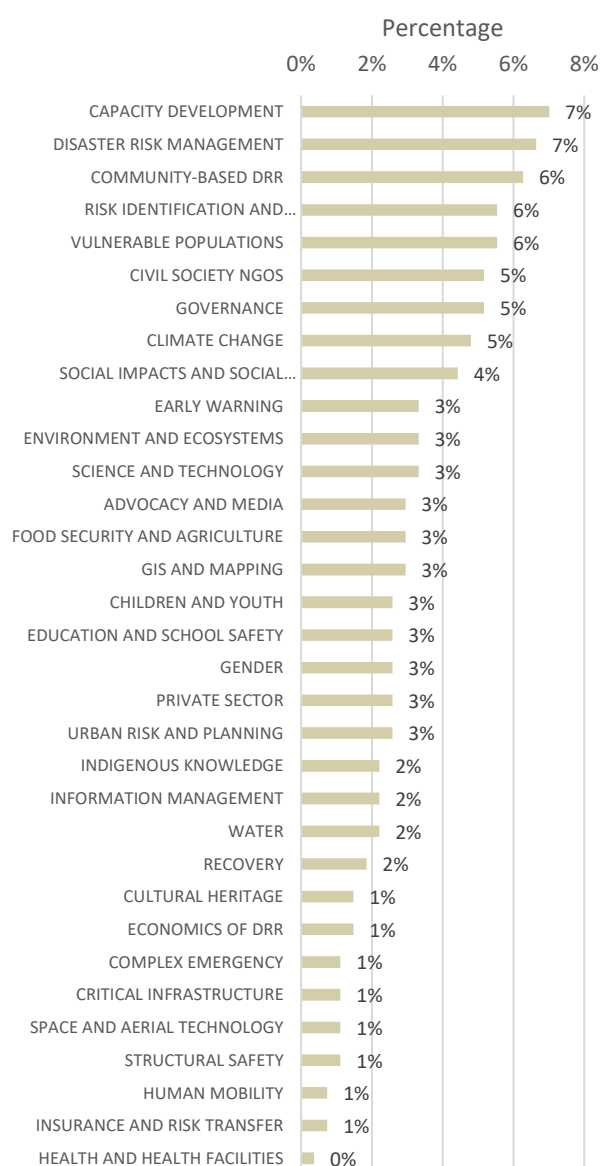
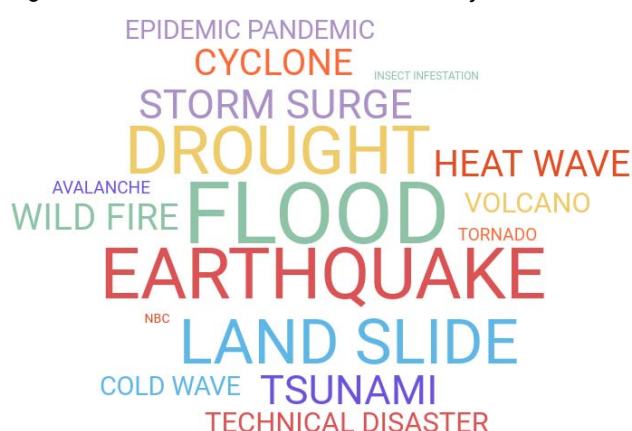


Figure 30: Word cloud for hazards covered by VCs



Source: UNDRR

Participants in this mechanism include stakeholders working in some of the previously mentioned topics and each group is already setting goals for making VCs in the future. This is an example of the type of activity that could be done to foster the participation of stakeholders through data-oriented actions.

One ideal scenario would be to have themes & issues covered in alignment with specific needs for each country or community coming from stakeholders specifically mentioned in the Sendai Framework. For example, the Sendai Framework encourage actions by: a) civil society organizations, volunteers, organized voluntary work organizations and community-based organizations, b) academia, scientific and research entities and networks, c) business, professional associations and private sector financial institutions and d) media. There is a need for further and underlined call for attention to: women, children & youth, persons with disabilities, older persons, indigenous people and migrants.

Hazards

Flood is the hazard covered by most VCs (13 percent). Other hazards commonly covered are earthquake (11 percent), drought (10 percent) and landslide (10 percent). Tornado, nuclear, biological and chemical as well as insect infestation are the least covered hazards.

Subsequently, the hazards being covered by VCs were compared to the hazards with most frequently registered occurrence around the world. Flood is the hazard confirmed among the top from three perspectives: covered by VCs; most frequent occurrence; and larger number of people impacted per occurrence (death toll and affected). This kind of consistency between the needs in the field and the response in terms of VCs by stakeholders can be encouraging for the creation of more resilient societies.⁴³

⁴³ Some of names and definitions may differ from the ones used in EM-DAT.

One aspect that may need more analysis is that while earthquake is the second most covered hazard by VCs, it is the fourth most frequent disaster to occur and the sixth in terms of loss of lives and livelihoods. On the other hand, drought is among the top hazards covered by VCs, but it is only when analyzing data by the total number of people who lost lives or were affected that drought appears as a top priority (see Figure 33).⁴⁴ This is another encouraging potential for VCs because they could be more responsive to the needs and suffering of countries and communities.

The VC “Ecosystems protecting infrastructure and communities” implemented by the International Union for Conservation of Nature (IUCN) presents an example that not only is closely linked to inclusion and empowering of communities but it also integrates the agendas on DRR and climate change. This VC seeks to build partnerships and provide nature-based solutions based on scientific evidence to build resilience to climate change and reduce disaster risk (Eco-DRR). Specifically, they implemented their VC by: executing vulnerability and capacity assessments for each targeted country; provided capacity building and awareness raising to communities and leaders on Eco-DRR; adapted and implemented ecosystem-based measures in selected locations; and produced knowledge materials as policy briefs that could be mainstreamed into local and national policies and regulations.

Figure 31: Hazards covered by VCs

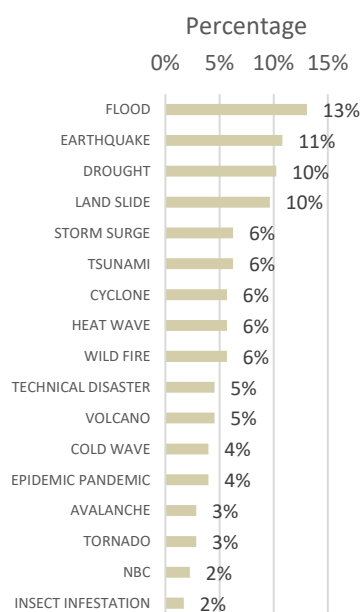


Figure 32: Occurrence of hazards (2000-2018)

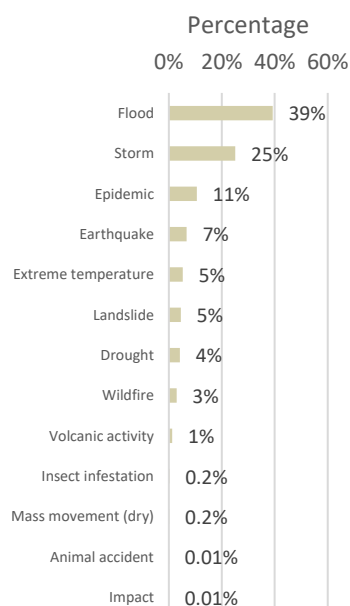
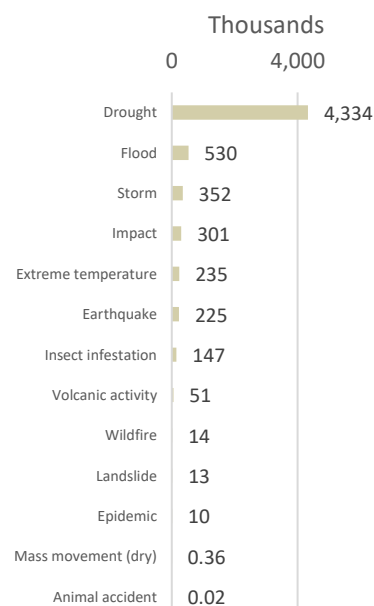


Figure 33: Death toll and affected people in the occurrence of every hazard (2000-2018)⁴⁵



Source: UNDRR

Source: UNDRR based on EM-DAT

Source: UNDRR based on EM-DAT

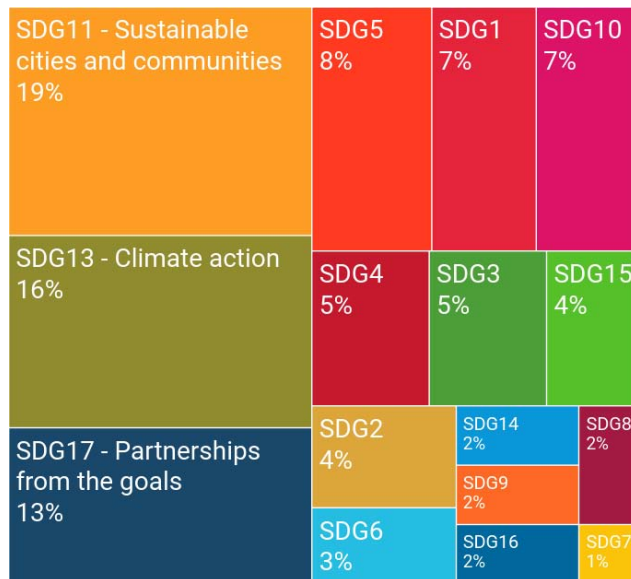
Notes: NBC stands for nuclear, biological and chemical biohazard risk, chemical contamination and nuclear radiation risk. Data on occurrence of disasters comes from EM-DAT (natural events, excluding technological and complex disasters). As more data is gathered in the SFVC platform, estimates could be based around the same period covered by VCs. In the third figure, number of lives lost and affected in the occurrence of every event.

⁴⁴ An implication in need of further study could be why some types of hazards, such as earthquakes, are more present in the collective imagination while other types of hazards such as drought are not despite the fact that they can affect a larger number of people. Perhaps, it could be related to the way in which these events manifest and are reported. While earthquakes occur with short duration and highly visual impacts, a drought and its effects may occur in more lengthy processes.

⁴⁵ Impact, as defined by EM-DAT, is a type of extra-terrestrial hazard caused by the collision of the Earth with a meteoroid, asteroid or comet. A further check on the data from EM-DAT, revealed that the disaster ranked as fourth in this figure occurred in 2013 in the Russian Federation and is reported to have affected a total of 301,491 people (1,491 injured and 300,000 affected).

Sustainable Development Goals (SDGs)

Figure 34: SDGs covered by VCs



Source: UNDRR

As described in the importance and coherence section of this report, disaster risk reduction is recognized in several ways within the 2030 Agenda for Sustainable Development. Specifically, 25 targets across 10 out of 17 SDGs are related to the construction of resilient societies in areas such as poverty, ending hunger, ensuring healthy lives, education, sustainable management of water, building resilient infrastructure, resilient cities, climate change as well as marine and terrestrial ecosystems.⁴⁶

The result of the analysis executed over the SDGs (self-selected by submitters) indicates that SDGs 11 (sustainable cities and communities), 13 (climate action) and 17 (partnerships for the goals) are covered more frequently.

The results highlighting SDG 11 and SDG 13 are in line with the clear identification of targets and indicators related to disaster risk reduction in each of these SDGs. On the contrary, SDGs that received the least attention are SDGs 7 (affordable and clean energy), 8 (decent work and economic growth), 9 (industry, innovation and infrastructure), 14 (life below water) and 16 (peace, justice and strong institutions).

Box 5: Examples of SDGs with specific relation to disaster risk reduction

SDG 1 (end poverty in all its forms)

- **Target 1.5:** By 2030, build the resilience of the poor and those in vulnerable situations and reduce their exposure and vulnerability to climate-related extreme events and other economic, social and environmental shocks and disasters.
 - **Indicator 1.5.1:** Number of deaths, missing persons and persons affected by disaster per 100,000 people
 - **Indicator 1.5.2:** Direct disaster economic loss in relation to global gross domestic product (GDP)
 - **Indicator 1.5.3:** Number of countries with national and local disaster risk reduction strategies

SDG 11 (making cities and human settlements inclusive, safe, resilient and sustainable)

- **Target 11.5:** By 2030, significantly reduce the number of deaths and the number of people affected and substantially decrease the direct economic losses relative to global gross domestic product caused by disasters, including water-related disasters, with a focus on protecting the poor and people in vulnerable situations
 - **Indicator 11.5.1:** Number of deaths, missing persons and persons affected by disaster per 100,000 people
 - **Indicator 11.5.2:** Direct disaster economic loss in relation to global GDP, including disaster damage to critical infrastructure and disruption of basic services
- **Target 11.B:** By 2020, substantially increase the number of cities and human settlements adopting and implementing integrated policies and plans towards inclusion, resource efficiency, mitigation and adaptation to climate change, resilience to disasters, and develop and implement, in line with the Sendai Framework for Disaster Risk Reduction 2015-2030, holistic disaster risk management at all levels
 - **Indicator 11.B.1:** Proportion of local governments that adopt and implement local disaster risk reduction strategies in line with the Sendai Framework for Disaster Risk Reduction 2015-2030
 - **Indicator 11.B.2:** Number of countries with national and local disaster risk reduction strategies

SDG 13 (take urgent action to combat climate change)

- **Target 13.1:** Strengthen resilience and adaptive capacity to climate-related hazards and natural disasters in all countries
 - **Indicator 13.1.1:** Number of deaths, missing persons and persons affected by disaster per 100,000 people
 - **Indicator 13.1.2:** Number of countries with national and local disaster risk reduction strategies
 - **Indicator 13.1.3:** Proportion of local governments that adopt and implement local disaster risk reduction strategies in line with national disaster risk reduction strategies

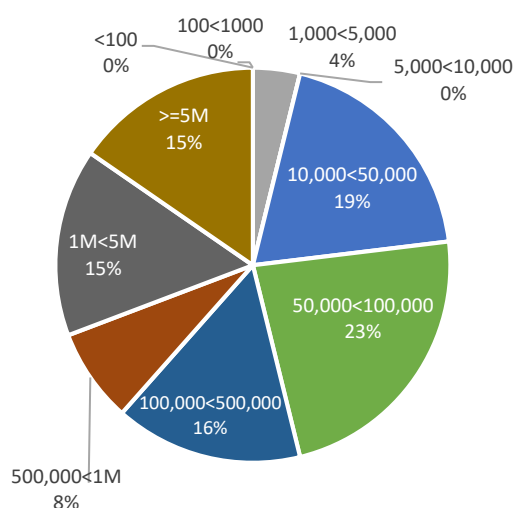
⁴⁶ UNDRR, "Disaster Risk Reduction and Resilience in the 2030 Agenda for Sustainable Development."

Budget and donors

For VCs with budget scales above USD 10,000, there is a relatively balanced spread across several budget categories as indicated in Figure 35. By geographic scope, VCs with national or local scope have budgets almost evenly distributed in four scales between USD 10,000 to USD 5 million. It is only VCs with scope global (25 percent) and regional (67 percent) that have budget scales above USD 5 million (results are not presented for brevity). Most VCs (almost 35 percent) have the entirety of their budgets secured. However, it is important to keep in mind that this also means 65 percent of VCs do not have the entirety of their budgets secured. In addition, there are a number of stakeholders that did not register their initiatives in the SFVC platform. So, a caveat for the analysis of this aspect is that the current sample contains only successful submissions. When VCs and their secured budgets are analyzed by geographic scope, it is VCs with scope national/local and regional that have the highest number of VCs with 100 percent of their budgets secured. On the contrary, VCs with scope global have 50 percent or less of their budgets secured (results not included for brevity). One possible explanation is that VCs with global scope have goals that demand more coverage, coordination and funding which is divided over longer time spans and in different stages.

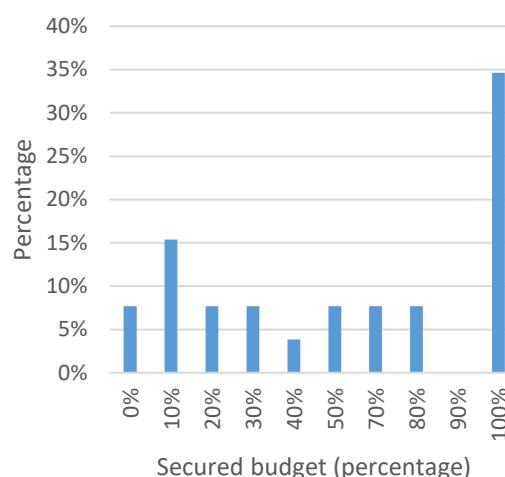
In terms of donors, more than 50 percent of VCs indicated the public sector as funding source. Individual donations and private sector follow (10 percent each), among others.

Figure 35: VCs by budget scales (2019, USD)



Source: UNDRR

Figure 36: VCs and their secured budget (percentage)



Source: UNDRR

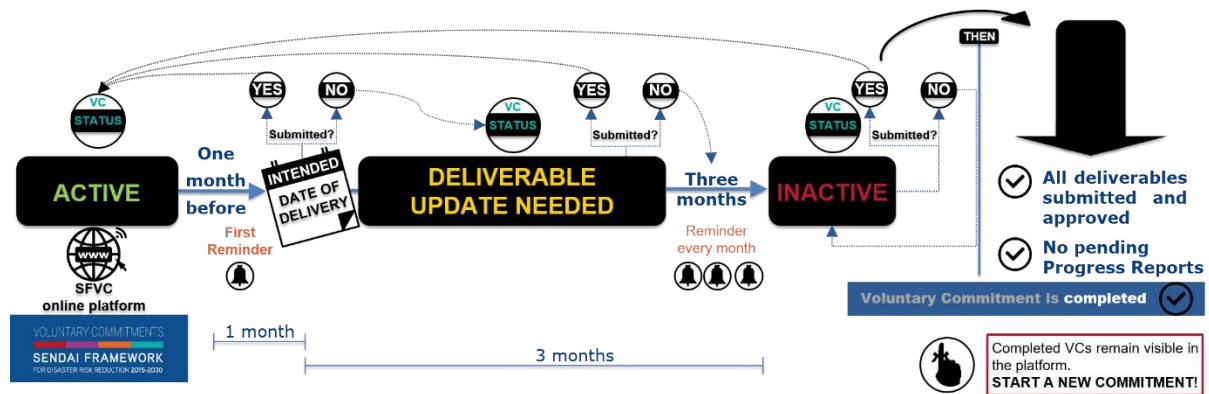
Deliverables

One of the distinctive features of the SFVC platform is the logical consistency required of each VC that is published. This consistency starts with stating the goal, then explaining the mission of the implementing organization(s), the kind of actions/activities executed and providing specific, measurable, achievable, resource-based and time-bound (SMART) objectives. Associated with these objectives, a submitter states specific deliverables⁴⁷ that will be produced as a result of the execution of the commitment (submitter specifies title, description, intended date of delivery and the provision of a link or the upload a file as the output of the deliverable is required when the intended delivery date arrives). The provision of deliverables allows both stakeholders and UNDRR to verify what the actual results of the commitment were

⁴⁷ Deliverable means a specific outcome/output of your Voluntary Commitment. For example, "100 community leaders trained by conducting five training workshops on DRR" or "Developed a knowledge product as a hand book to raise awareness and to take action on DRR for children".

so that a VC can eventually take the status “Complete”. The SFVC platform has an automatic notification system that will send a series of reminders to a submitter starting one month before the intended date of delivery (there is a similar automatic system for allowing stakeholders to provide progress reports every six months). The figure below displays the process that is followed for each deliverable in a VC.

Figure 37: Deliverables, VC status and their timeline

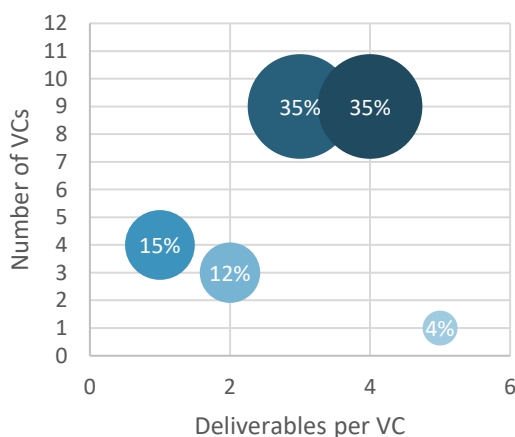


Source: UNDRR

Among the currently published VCs there is an average of three deliverables per VC. At least one deliverable is required in a compulsory way. The largest number of deliverables specified by a VC is five. Most of these deliverables have not been completed yet and are under implementation. The average number of completed deliverables per VC is less than 1.

The figures below indicate that 70 percent of VCs state three to four deliverables in each VC (35 percent each). When it comes to deliverables that have been completed, 42 percent of VCs have not completed any deliverables yet. On the other hand, 8 percent of VCs have already completed three to four deliverables (four percent each). These particular cases might be associated with commitments that were previously announced and have been making progress since 2013 (the SFVC platform accommodates the registry of previously announced VCs as well as those updated and new commitments).⁴⁸

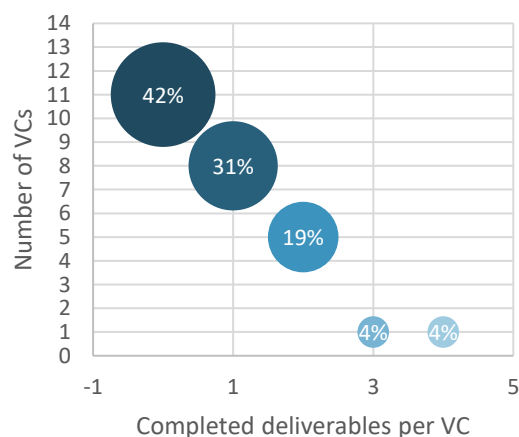
Figure 38: Number of stated deliverables per VC



Source: UNDRR

Notes: Numbers in bubbles reflect the percentage of cases for each intersection (VCs and deliverables)

Figure 39: Number of completed deliverables per VC



Source: UNDRR

Notes: Numbers in bubbles reflect the percentage of cases for each intersection (VCs and deliverables)

⁴⁸ VCs can be registered retrospectively in the SFVC platform as far back as 2013 when General Assembly resolution 68/211 (2013) invited stakeholders and their networks to make VCs.

Under the spotlight: national and local strategies for DRR

Risk-informed decision-making and investment

For the implementation of the Sendai Framework, Target E aims to “substantially increase the number of countries with national and local disaster risk reduction strategies by 2020”. This is the crucial process where the global agenda for disaster risk reduction is translated into national and local policies (strategies, plans, laws and regulations). The existence of national and local DRR strategies is important because the execution and enforcement of these policies can allow us to move from words into action. For achieving this target, efforts need to focus not only on the creation of national and local DRR strategies, but also on how these strategies demonstrate coherence with the global agendas on the one hand and specific local contexts, priorities and needs on the other. Furthermore, encouragement for investing in disaster risk reduction and strategies that go beyond 2020 need to be present in these national and local public policies.

One of the arguments in support of the establishment of national and local policies is that tackling risk factors through disaster risk-informed public policies and investment is more cost effective than relying mainly on post disaster response and recovery. Also, previous disaster experiences have indicated that plans for recovery, rehabilitation and reconstruction need to be prepared in anticipation and before the potential occurrence of a disaster. Effective public policies consider existing as well as potential hazards and disaster risks. This is one clear way for allowing development and economic growth to be sustainable.

VCs are relevant to Target E in at least two ways. One of them is the potential of VCs to foster better governance. The Sendai Framework makes a clear call for enhancing governance (including local governments) for disaster response, rehabilitation and reconstruction to “Build Back Better”. Specifically, it suggests better articulation of responsibilities among State and non-State actors as well as the involvement and empowerment of local actors with resources, incentives, decision-making responsibilities, etc. Another reason is that VCs are able to work with communities at the local level. The Sendai Framework states that to understand disaster risk at the national and local levels, enhanced collaboration and involvement of community-based organizations and non-governmental organizations is needed to disseminate information.

Building on this Framework, a number of commitments are contributing to the establishment and/or better processes for establishing national or local strategies for DRR. Concrete examples are the VCs “Building Resilient Local Government Systems in the Philippines”, “Strengthening Inclusive Resilience to Disasters Boosting Sustainable Development” and “Improving Resilience in an Ageing Greater Manchester”. These commitments and their contribution to Target E will be analyzed in the next subsections.

Good practices in support of Target E

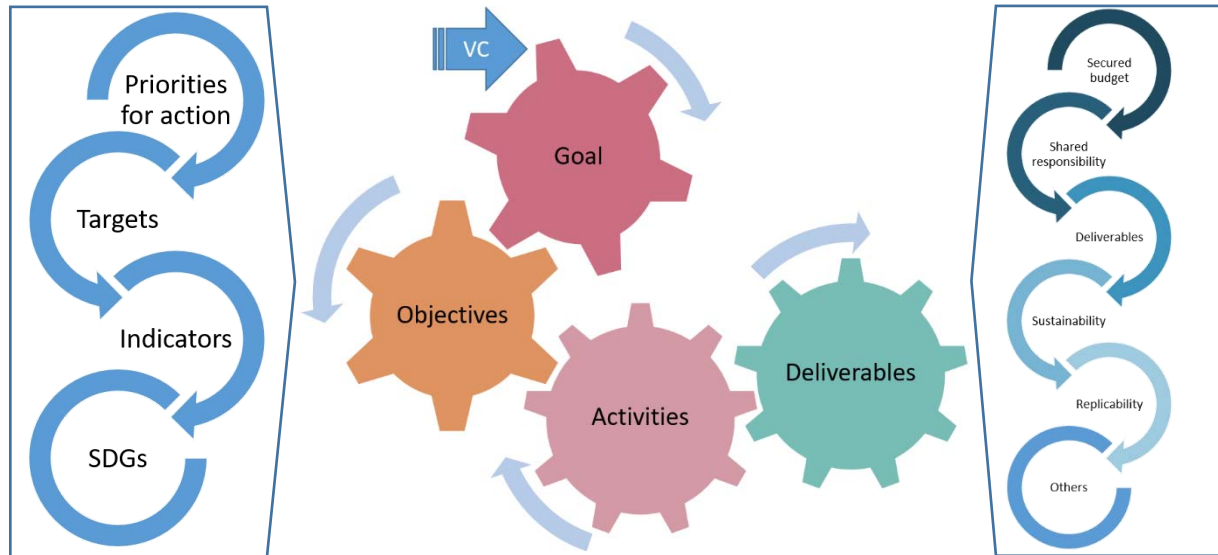
What is a good practice?

In this report, there is a focus on sharing VCs as good practices by paying special attention to their contributions to the Sendai Target E. In addition to this condition, VCs featured here as good practices are covering SDGs 1, SDG 11 or SDG 13, given their explicit and specific indicators in terms of DRR. These aspects can help increase coherence across global agendas and local needs. By definition, submitted VCs need to be specific and time-bound,⁴⁹ so these aspects are automatically incorporated. Thus, additional consideration was paid to whether the VC can be sustainable and replicated. Other features are: the percentage of budget that

⁴⁹ <http://undocs.org/A/RES/69/283>

these VCs have managed to secure for implementing their initiative; whether the VC gathers the efforts of more than one implementer and the existence of results demonstrated by the completion and provision of at least one output of deliverable. A final aspect that was analyzed is the existence of logical consistency among the goal, objectives, activities for execution of the VC and the deliverables that are produced. As next steps, it is recommended that in the midterm a referential methodology combining quantitative and qualitative assessments could be defined for establishing good practices.

Figure 40: Parameters for VCs to be a good practice



Source: UNDRR

Good practices in detail

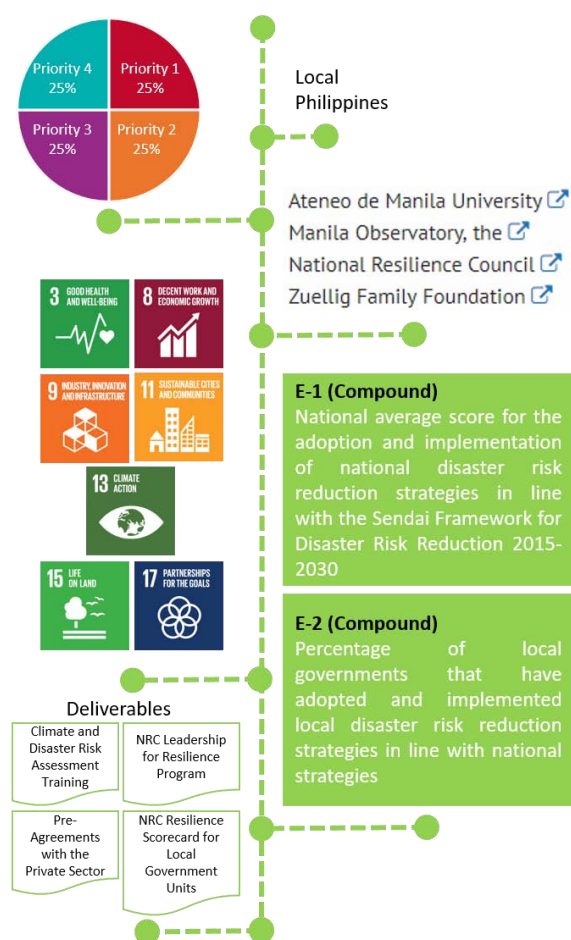
Building Resilient Local Government Systems in the Philippines

This commitment is implemented by four organizations and its duration is from 2018 to 2021. It commits to contribute to making the Philippines a more resilient country through encouraging science and technology based Public Private Partnerships (PPPs), enhancing Local Government Units (LGUs) with evidence-based risk governance and sustaining high level collaboration between government and industry.

Image 6: 2018 Top Leaders Forum where the National Resilience Council's local government partners presented their milestones in their respective resiliency programs to SRSR Mami Mizutori, NRC Co-Chair Hans Sy and members of the national government. Commitment "Building Resilient Local Government Systems in the Philippines"



Figure 41: Good practice example 1



Source: UNDRR

The commitment⁵⁰ sets an example of several organizations attempting to work together. The deliverables of this VC will be assessed in due course once they are submitted. Keeping in mind that results are still yet to be reviewed, the combination of different areas of expertise and resources is a good indicator. While coordinated work is challenging, if it is adequately done, it can increase the effectiveness of the invested efforts in terms of the scale of people who might benefit (500-1,000 which can have a multiplier effect once LGUs apply the acquired knowledge); secured resources and quality of contents. For example, the National Resilience Council (NRC) of the Philippines is in itself a PPP promoting technology-based and evidence-based policies for disaster risk reduction. Then, to implement this VCs’ Resilient Local Government Systems Program, the commitment incorporates Ateneo de Manila University, the Manila Observatory and the Zuellig Family Foundation to strengthen the components of the program in terms of reach, capacities and resources. Furthermore, this VC self-reported the support of three donors: Carlos P. Romulo Foundation for Peace and Development, San Miguel Corporation and SM Prime Holdings, Inc.

This VC was motivated by the fact that the Philippines is situated within the Pacific Ring of Fire. This increases the risk of being affected by natural hazards such as earthquakes and tsunamis, among others. Their contribution is to help develop better strategies that are based on scientific evidence. They commit to deliver the following results:

Table 5: Deliverables for the commitment “Building Resilient Local Government Systems in the Philippines”

<p>Climate and Disaster Risk Assessment Training Due Date: 31 Dec 2019</p> <p><i>“Part of NRC’s program is a certificate course on Climate and Disaster Risk Assessment (CDRA) which comes in 3 phases: Training that includes lectures, demonstrations, and hands-on exercises; Coaching and mentoring; and Integrated risk mapping. It involves both physical and social dimension for a holistic approach on risk assessments. These will ensure partners identify risk baselines and targets through scorecards and to chart resilience roadmaps from prepare, adapt and transform stages. With risk assessments and geospatial databases as final output, these will contain a combination of thematic layers categorized as Hazard, Exposure, Vulnerability (HEVs) at different scales with respect to space and time. Generated and presented maps should be according to pillars and sub-pillars of the resilience framework and scorecard. The output for this will be the Manila Observatory’s CDRA Training Module”.</i></p>
--

⁵⁰ https://sendaicommitments.unisdr.org/commitments/20190306_001

NRC Leadership for Resilience Program**Due Date:** 31 Dec 2021

"NRC's Leadership for Resilience Program is composed of the Leadership & Governance (L&G) and Science & Technology (S&T) tracks, which makes use of demand-driven partnership models, policy development support and localized assessment tools to respond to resilience challenges. The two-track three-year runway emphasizes the important roles of local leaders and resilience teams in the development and implementation of the resilience initiative in their local government systems. It is composed of two modules per year with coaching and mentoring sessions in between workshops. Each year corresponds to a specific stage—PREPARE, ADAPT and TRANSFORM—and will have identified deliverables and outputs. This deliverable will have three reports or one for each stage of the program".

NRC Resilience Scorecard for Local Government Units**Due Date:** 31 Dec 2021

"The NRC Resilience Scorecard serves to establish the capacity building inputs needed by the LGU to enable them to accomplish the performance indicators and sustain their accomplishments to ensure the resilience of their local government systems. This deliverable will consist of reports on the following: Baseline scorecard from the beginning of the program; Scorecard ratings at the end of each year; and the action plans to address the gaps. An abridged version of the NRC Resilience Scorecard is uploaded on preventionweb.net".

Pre-Agreements with the Private Sector**Due Date:** 31 Dec 2021

"One of NRC's aims is to strengthen collaboration with various sectors as it pursues a disaster and climate resilient Philippines. This will be done through pre-agreements with the private sector, which will highlight the cooperation, coordination and collaboration of the parties to Local Government Units (LGUs) before, during and after disasters. These will thereby be formalized partnership agreements between the National Resilience Council, private sector and the LGU on major lifelines such as logistics, food supply, medical services, communications and power. The deliverable will be a document on the pre-agreements established by 2021".

Source: UNDRR

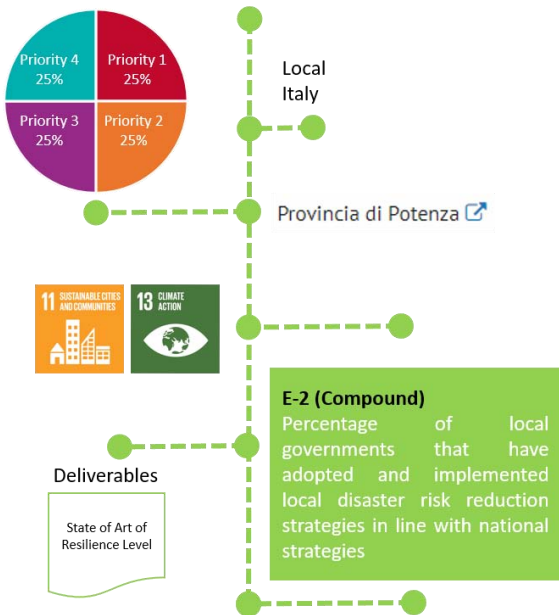
Strengthening Inclusive Resilience to Disasters Boosting Sustainable Development

This commitment is implemented by the Province of Potenza (Italian: Provincia di Potenza) in support and coordination with a network composed of 100 municipalities. The commitment's goal is to re-assess, monitor and review the level of resilience in these municipalities through a peer review process that tries to incorporate a multi-stakeholder and holistic approach to DRR. The duration of this VC is from 2019 to 2021.

The action by local governments is pivotal for the achievement of Target E. In this case, the Province of Potenza in Italy has already managed to receive a certificate as a UNDRR Role Model for inclusive resilience in 2015. Now, this local government aims at continuously improving their work on DRR by committing to re-assess and monitor the level of resilience in its 100 Municipalities' network. The deliverable of this VC will be assessed in due course once they are submitted. Keeping in mind that results are still yet to be reviewed, it is important to highlight that this VC plans to execute the re-assessment considering not only the Sendai Framework but also other global agendas.

This understanding about the importance of coherence needs to be underscored. Furthermore, the Province of Potenza declared that it would provide assistance, guidance and support to the municipalities and local communities based on the level of resilience determined during the re-assessment exercise. This VC also contributes to two umbrella initiatives: The Province of Potenza #weResilient path towards inclusive Resilience (SFDRR + SDGS2030 + PARIS2030 + NUA) and UNDRR's Making Cities Resilient Campaign.

Figure 42: Good practice example 2



Source: UNDRR

The motivation for this VC is that the province conducted an assessment in 2013-2014. After five years, the province considers it appropriate to measure the progress made. Results will be used to review strategies and actions. The VC is also in line with the Sendai Framework call for enhancing governance, including local governments, for disaster response, rehabilitation and reconstruction. Furthermore, the Sendai Framework encourages the facilitation and support of local multisector cooperation (e.g. among local governments) for national and local disaster risk management plans and policies relevant for disaster risk management. This VC commits to deliver the following:

Table 6: Deliverables for the commitment “Strengthening inclusive Resilience to Disasters boosting Sustainable Development”

State of Art of Resilience Level
Due Date: 31 Dec 2020
<i>“Local Report showing the State of Art of Resilience Level calculated by using the new Resilience Scorecard through peer-to-peer activities”</i>

Source: UNDRR

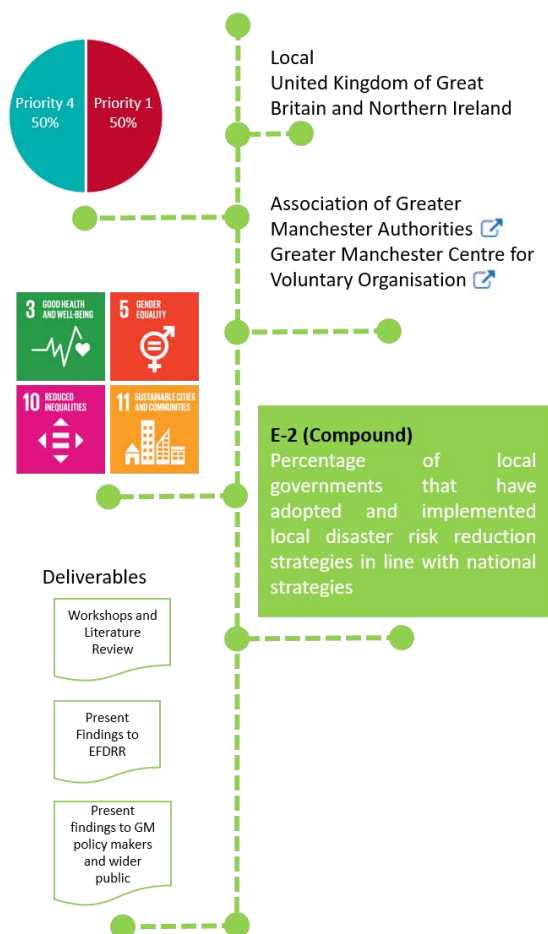
Image 7: The Network of the fully committed Province of Potenza’s 100 Mayors - Province of Potenza’s 100 Mayors celebrating UNDRR World Role Model for Inclusive Resilience and Territorial Safety appointment. Commitment “Strengthening inclusive Resilience to Disasters boosting Sustainable Development”



Improving Resilience in an Ageing Greater Manchester

This commitment is implemented by the cooperation of two organizations: the Association of Greater Manchester Authorities and the Greater Manchester Centre for Voluntary Organisation. The VC's duration is from June 2018 to March 2020 and commits to ensure that the opinions of older people are heard when designing disaster resilience building programs in Greater Manchester.

Figure 43: Good practice example 3



Source: UNDRR

The implementation includes an analysis of the pilot program conducted through workshops, seminars and presentations. This is important for learning which can be the best interventions that can continue to be applied or scaled. The VC has already submitted the results for two of its deliverables: a report on “Workshops and Literature Review” and the “Presentation of Findings to EFDRR”, both of them are available within the page for this VC in the SFVC platform. This initiative also contributes to the following umbrella initiatives: “Ambition for Ageing” which attempts to establish “more age friendly places and empowering people to live fulfilling lives as they age” as well as to the Greater Manchester Resilience Strategy.

Motivation for this VC was found in the recognition that older people have years of knowledge, wisdom and skills that can be valuable assets for DRR. They should be included in the design of public policies. In addition, the VC is part of an effort to count with research and evidence for developing and executing public policies. As results, the VC committed to deliver the following:

This commitment sets an example because the two implementing organizations aim to work with a number of marginalized and vulnerable groups such as older people and because it displays a clear example for evidence-based policy design. The inclusive approach to resilience building along with research to find optimal implementation, can facilitate longer-term and effective programs, as stated by this VC. Then, the implementers of the VC hope that:

“by piloting community engagement approaches, we will facilitate longer-term and cost effective resilience building programmes, focusing on marginalised groups. Reducing social isolation will make communities feel more connected, creating more opportunities and activities for older people. The Sendai Framework states that ‘DRR requires an all-of-society engagement and partnership’ which needs local action on the ground to facilitate meaningful dialogue with communities”.

Table 7: Deliverables for the commitment "Improving Disaster Resilience in an Ageing Greater Manchester"

Workshops and Literature Review	COMPLETED
Due Date: 31 Oct 2018	
<p>"Our approach for this research was to identify and bring together older people from across different areas of Greater Manchester (with an awareness of the differences in approach needed for different geographical areas), with a particular targeted focus on members of marginalised communities within ageing into a series of workshops and structured interviews.</p> <p>Three marginalising characteristics were chosen for these conversations, which took place over a number of focus groups and workshops. These were:</p> <ul style="list-style-type: none"> Retired older men from Salford, Older Asian Women in Oldham, and Refugees <p>We carried out workshops in areas that had experienced flooding, riots, explosions and fire. These workshops and conversations focused on the stresses that can lead to the inability of communities to deal effectively with shocks, focusing on the key areas of social cohesion and population growth".</p>	
Present Findings to EFDRR	COMPLETED
Due Date: 31 Dec 2018	
<p>"At the European Forum for Disaster Risk Reduction, a presentation called 'Every Life Counts: Inclusive and quality based disaster risk reduction strategies' was delivered. The presentation outlined the importance of addressing all stakeholders in order to understand the views of the 'other'. Social isolation often leads to marginalisation through race, social class or poverty. Although stronger social capital exists within these marginalised groups, there is difficulty facing outwards to address their vulnerabilities. Bridging social capital allows for stronger social networks while widening communities of practice. Recognising these connections is essential to understanding risks and responding to them more effectively".</p>	
Present findings to GM policy makers and wider public	
Due Date: 31 Mar 2019	
<p>"Ambition for Ageing will present their findings from their report, 'Resilience in an Ageing Greater Manchester' that looks at the needs of older people in resilience planning, with a particular focus on marginalised communities. The report will present evidence that although older adults can be particularly vulnerable during times of shock, they also possess assets that can contribute to preparedness for shocks".</p>	

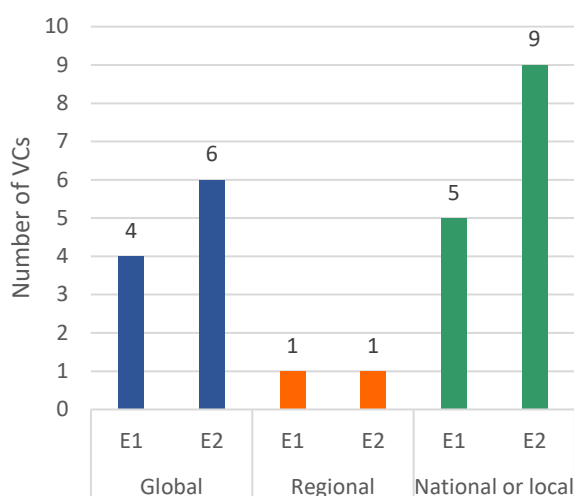
Source: UNDRR

Image 8: This photo was taken from the Greater Manchester Festival of Ageing event held in 2018, and is from a drama performance by older residents in Tameside. Commitment "Improving Disaster Resilience in an Ageing Greater Manchester"



Target E in the SFVC platform and the Sendai Framework Monitor

Figure 44: Number of VC covering indicators E1 and E2 by geographic scope



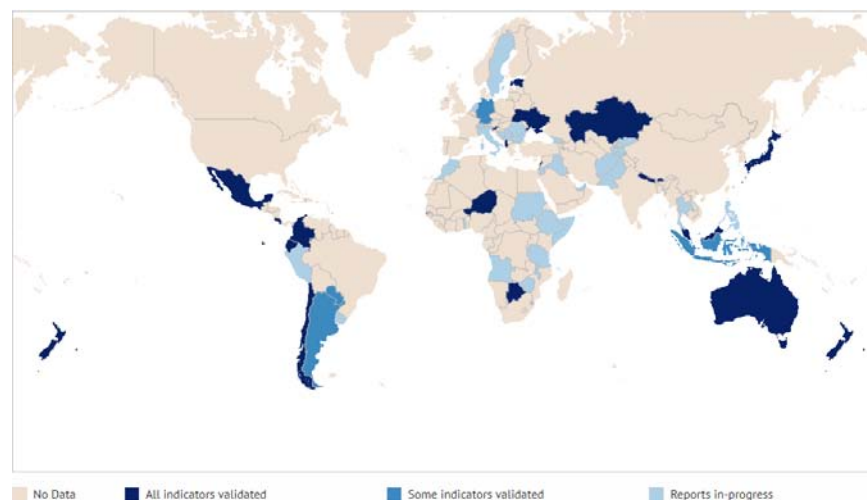
Source: UNDRR

for example, provide disaster statistics, produce knowledge products, or deliver private sector applications that are useful at the global level.⁵¹

VCs with national or local scope are the ones that frequently cover indicators E1 (National average score for the adoption and implementation of national disaster risk reduction strategies in line with the Sendai Framework for Disaster Risk Reduction 2015-2030) and particularly E2 (Percentage of local governments that have adopted and implemented local disaster risk reduction strategies in line with national strategies).

The national or local scope suggests initiatives that are often working directly with local governments and communities. For the case of VCs with global scope, they also aim to support these indicators through initiatives that,

Figure 45: Progress of Target E “Disaster risk reduction strategies”



Source: UNDRR

Notes: This map, the designations employed and the presentation of the data do not imply the expression of any opinion whatsoever on the part of the United Nations Secretariat concerning the legal status of any country, territory, city or area, or of its authorities, or concerning the delineation of its frontiers or boundaries.

Likewise, the Sendai Framework Monitor makes great efforts to measure the implementation of the Sendai Framework by National Governments. The latest data, suggest that the total number of countries that have reported status of progress in developing National Risk Reduction Strategies 70 for Indicator E-1 and 63 for Indicator E-2. Next steps can include better integration in the interpretation and use of data generated across platforms.

Table 8: 2019 SDG data reporting (2015-2018)

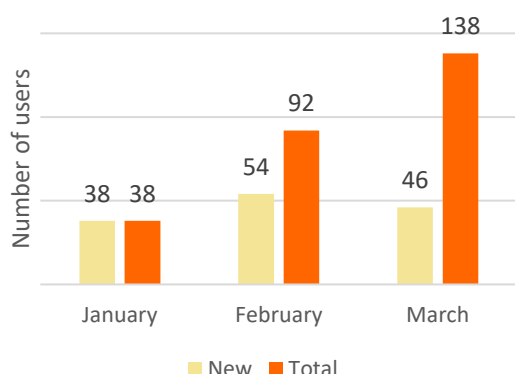
SDG indicators	Sendai Framework Targets/Indicators	Number of countries	Number of records
1.5.3 (11.b.1, 13.1.2)	E1	70	179
1.5.4 (11.b.2, 13.1.3)	E2	63	165

Source: UNDRR

⁵¹ See the following VCs: Global Centre for Disaster Statistics (GCDS), Science Technology Commitment to support implementation of Sendai Framework and ResponderCQ: A Disaster Resilience Assessment and Data Management Service for some examples.

Users

Figure 46: Registered users in the platform since launch in December 2018



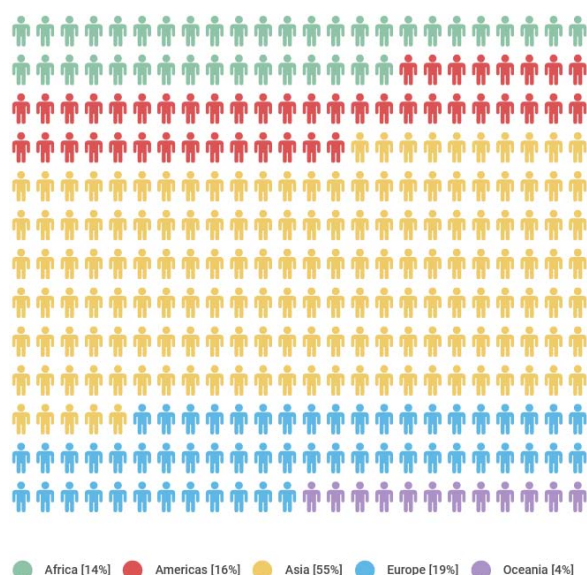
Source: UNDRR

Notes: The dataset was cleaned from test accounts and considers only registered users excluding platform administrators and Regional Focal Points.

In addition to VCs and organizations, the SFVC platform produces a third dataset with basic information about registered users. The total number of users has been increasing constantly. However, the rate of increase decelerated a little during March. It is natural that the number of registered users is high at the beginning and then it tends to slowdown. Hence, rather than mainly focusing on overall growth, this information is useful for understanding the best timing and target audiences so that the SFVC platform could be promoted. The largest number of registered users are based in Asia (55 percent). Europe, Americas and Africa share similar numbers of registered users and Oceania has the least.

However, when total population size by region is taken into account (obtaining a density indicator: number of users in each region per total size of population in that region),⁵² it is the region of Oceania that, in comparison to other regions and in terms of density of users, has a larger percentage in the platform.

Figure 47: Registered users by region (raw numbers, in percentage)



Source: UNDRR

Figure 48: Registered users by region (accounting for size of population by region, in percentage)



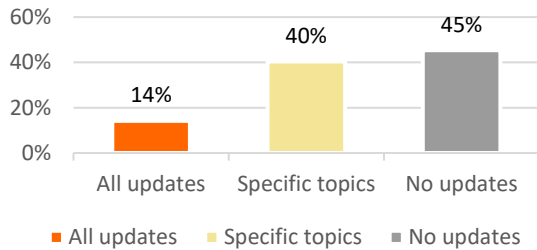
Source: UNDRR

This report also managed to analyze the notifications settings by users. A registered user can select whether to receive regular notifications in the platform every time a VC or a highlight that matches their preferences is published. In the platform, 54 percent of the users decided to receive notifications. Within that percentage, 14 percent requested to receive all updates and 40 percent selected specific updates. Among those that selected specific updates,

⁵² United Nations, "United Nations Demographic Yearbook" (New York, 2018), <https://unstats.un.org/unsd/demographic-social/products/dyb/dybsets/2017.pdf>.

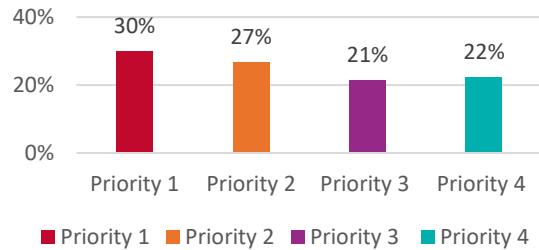
registered users show a balanced interest among the four Sendai priorities for action. For themes, registered users are more interested in disaster risk management, civil society & NGOs and capacity development. In terms of hazards, users are more interested in earthquake, flood, drought and tsunami.

Figure 49: User by type of notification



Source: UNDRR

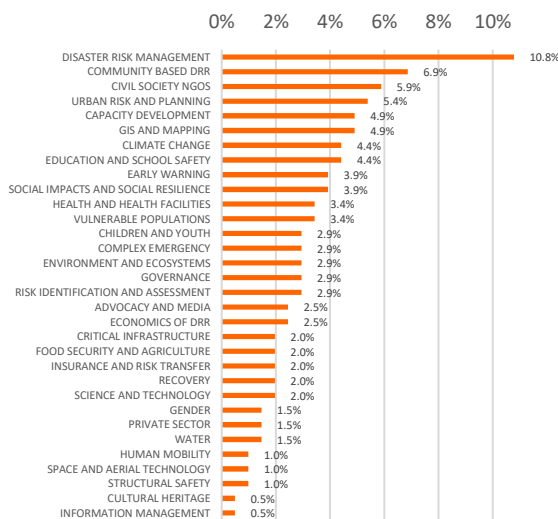
Figure 50: Priorities selected by users (to be notified)



Source: UNDRR

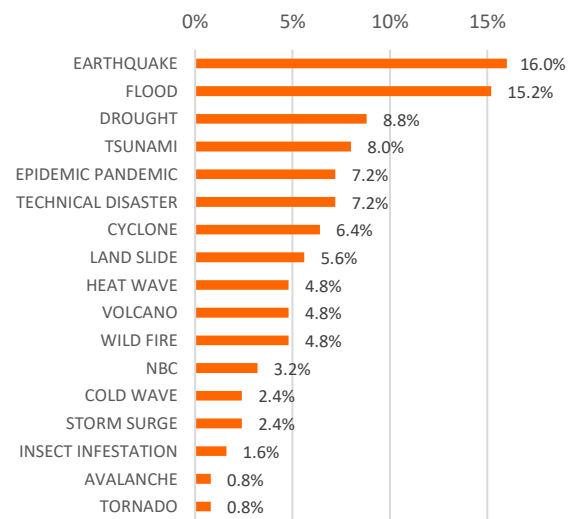
When registered users opted to be notified in the case a VC covering specific regions and countries is published, data suggest that they have greatest interest in Asia and Bangladesh. As more data becomes available, these results might change.

Figure 51: Themes selected by users (to be notified)



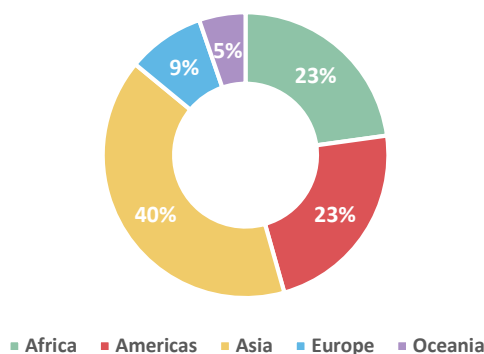
Source: UNDRR

Figure 52: Hazards selected by users (to be notified)




Source: UNDRR

Figure 53: Regions selected by users (to be notified)



Source: UNDRR

Figure 54: Countries selected by users (to be notified)



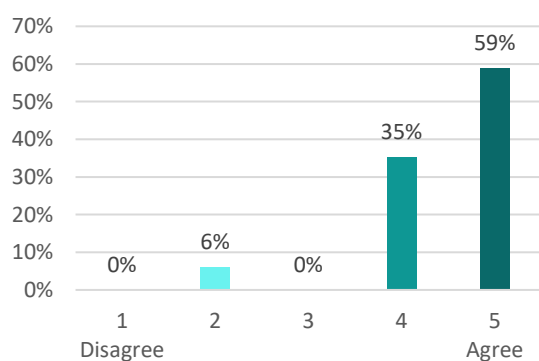
Source: UNDRR

Feedback from stakeholders

The SFVC platform evaluated by stakeholders

The voices of the stakeholders themselves need to be considered. Specially, given that some of them already had the chance to interact with the platform while doing the effort for publishing a VC. Therefore, a survey was sent to all stakeholders that submitted a VC.⁵³ Overall, the results are encouraging and useful for the continued improvement of the SFVC initiative. The response rate among published VCs was 58 percent.⁵⁴

Figure 55: Overall, the SFVC platform has satisfied my expectations



Source: UNDRR

When stakeholders were asked, after a careful consideration of several aspects related to the SFVC platform, whether their expectations were satisfied, 35 percent indicated to be in agreement and 59 percent in strong agreement with this statement. It could be considered as an overall approval rate of 94 percent, an encouraging result.

However, the survey also revealed some aspects of the SFVC platform that could be regarded as relatively weaker in the opinions of stakeholders.

For example, 36 percent of stakeholders are not satisfied with the login process. While it is not an overwhelming proportion, notes are taken in relation to problems with the recovery of passwords, activation emails not being found/sent and problems with the re-captcha tool, among other issues mentioned by the stakeholders. Some of these problems have been fixed in coordination with relevant colleagues at UNDRR and some can still be further improved. Then, the loading time of pages was considered because this is an important factor particularly for some low-and-middle income countries where access and internet speed can be a significant challenge. After several efforts both on the part of the team developing the platform and UNDRR to improve the loading speed of the pages in the platform, VC stakeholders recognized the results. There is margin for improvement, but 88 percent agree that the loading time of pages is good. Detailed figures and additional results in Appendix 4.

One specific question within the survey asked “what was the one thing that almost prevented you from submitting” a VC. Repeated answers indicated the budget estimation as a main constraint. After careful consideration, this seems to be more of an internal challenge regarding the estimation of this information on the side of the stakeholders. From the perspective of the SFVC platform, two questions are related to budget. The first one asks to select a budget scale (10 options ranging from “under USD100”, “USD101-999”, etc. to “more than USD5million”). No specific number is required. The second question asks what percentage of the budget is secured (from 0% to 100%). Stakeholders can even choose to make this information private, so it will not be visible to the public once the VC is published.

⁵³ The survey was designed for stakeholders that submitted and after the revision process managed to publish a VC as well as those stakeholders that submitted a VC but are still revising their submission after request for clarification as a result of the reviewing process. More details about the results of the survey are available in Appendix 4.

⁵⁴ A total of 36 questionnaires were sent. Responses received by 15 April 2019 were considered in this report.

These explanations can be highlighted in a more prominent way in the next version of the Guideline for Submission in order to facilitate the understanding of stakeholders.

Table 9: What was the one thing that almost prevented you from submitting your voluntary commitment?

Selected answers
<ul style="list-style-type: none"> • “The quality of information required. It necessitated a lot of introspection and internal processing/approval” • “Working on the budget and being unsure whether we could submit before securing a budget. Many of the people's time and commitments so far and during implementation are voluntary and unpaid” • “Putting in a budget. Ever since SFDRR when the first time the commitment was announced, mobilisation of partners has begun. (...) However, since the commitment was voluntary, there was a challenge in mobilising resources, and even in linking up when other projects involving volunteer work were started up by the UN System. (...)” • “Nothing” • “The many E-Mails exchanged with the SVC Team and Prevention Web revealed some problems to register, but finally these were solved” • “Difficulties in providing an exact budgeting” • “I did not find any problem” • “Info required slightly too complex and convoluted and not too easy to understand so difficult to know the answer to all the questions”

Source: UNDRR

The SFVC submission process evaluated by stakeholders

Additional comments and/or suggestions were requested about the submission process and all stakeholders' answers are provided below (more information in Appendix 4).

Table 10: If you have additional comments and/or suggestions about the submission process, please share them below

All answers
<ul style="list-style-type: none"> • “The feedback and improvement process was excellent” • “All the people who submitted commitments before Sendai and were on the original list should submit in the new form. This is in fact easier to use as the links with SFDRR and SDGs is clearer” • “A first target should be to encourage each organisation that has submitted a VC in Sendai to reaffirm their commitment. Also new organisations should be encouraged. National Governments and regional organisations of Governments should be encouraged to provide support, in addition to circulating the list to various donors and development partners” • “This platform is user friendly, easy to navigate and a serious improvement from Preventionweb.net” • “Your sincere advice and detailed suggestions for the emendation helped us very much for completing the SFVC registration” • “We also appreciate a lot for your always quick response to our procedure” • “Thank you again for your cooperation”

Source: UNDRR

4. Room for improvement for VC analysis

Throughout the analysis, the quantitative and qualitative information suggest that there are certain issues that may need greater attention. There is room for improvement for the analysis of VCs in terms of securing coherence across agendas and tools, participation of stakeholders and focus of VCs (areas of work, priorities, indicators, etc.).

Coherence across agendas and tools

Following the remarkable efforts made to set global agendas on sustainable development, climate change, disaster risk reduction and other humanitarian issues, there is an opportunity to recognize and foster areas of work that can be mutually reinforcing. The reduction of vulnerability and enhancing resilience presents an example of an opportunity to make progress on common ground across all agendas. Taking the example of the Sustainable Development Goals (SDGs), there is a number of SDGs that are related to DRR. Some of them (SDG 1, SDG 11 and SDG 13, for instance) have explicit indicators related to DRR. By allowing stakeholders to select SDGs covered by their VCs, the SFVC platform creates opportunities to identify contributions and synergies with the Sustainable Development Agenda. However, this selection is at the SDG level and further work needs to be done to guide stakeholders and hold all actors accountable in terms of the specific contributions being made to those SDGs.

Future improvements of the SFVC platform could include the capability to exploit data and filter adequate information at the country level which could be subsequently connected to information provided by the Sendai Framework Monitor for a specific country. Likewise, the SFVC platform allows stakeholders to specify if they contribute to UNDRR's global initiatives such as the Making Cities Resilient Campaign, Private Sector Alliance for Disaster Resilient Societies (ARISE) and Science and Technology Advisory Group (STAG).

In parallel, there has already been some efforts for integration with PreventionWeb (common login, shared data on users, organizations, etc.). The Global Assessment Report could also be linked and reflected on a future VC report. Efforts for integrated analysis could be applied across the different tools and this is important not only internally, but also as a way to facilitate smooth usability for stakeholders, identification of synergies and increased effectiveness in their disaster risk-based decisions and actions. Alignment of existing UNDRR tools, including the Sendai Framework Monitor, the SFVC platform, the Making Cities Resilient Score Card, an online tool for UN Plan of Action for DRR and utilization of the combined analysis results from these tools, offer the potential for UNDRR to see a holistic picture of the implementation status of the Sendai Framework at various levels.

Participation of stakeholders

Coverage data suggest that there are more VCs covering the Asia region, while the Oceania and Europe regions have the least number of VCs covering their countries (Africa and Americas fall in the middle). While the submission of more VCs overall is always welcomed (the SFVC platform is always open for submissions), some encouragement could be made to those regions currently lagging behind. It would be important to focus efforts particularly on countries or regions that are more exposed to hazards. Data also suggest that the majority of VCs have a global or national/local focus, as only 11 percent of VCs are focused at the regional level. VCs with regional focus can be more challenging to implement and may require stakeholders with more available resources and increased institutional capacities. Yet, regional action can help to implement good practices that could be tailored to local contexts and may share common traits or face similar challenges at the regional level, for example.

As of this analysis, 57 percent of VCs are being implemented by NGOs. This contribution is remarkable, but it also means that other types of stakeholders are lagging behind in terms of their shared contribution to build resilient societies. In particular, “Regional Intergovernmental Organizations” and “News & Media” are less represented in terms of VCs. At the moment, there are no VCs where stakeholders from media are involved as implementers although some commitments were announced prior or during the WCDRR. Regarding the average number of organizations that are working together in implementing a VC (currently, 46 percent of VCs are being implemented by more than one organization), their increase in number, could be a proxy for increased collaboration, particularly if we could also analyze diversity in the types of organizations working together in a VC.

Finally, it would be important to maintain reasonable growth in the number of registered users in the platform. While this number has been increasing, it is natural that at the beginning the rates of growth are rather high. There is an opportunity to foster growth in specific areas, regions, themes, hazards, etc., particularly those that are currently underrepresented in the platform. Continued growth should also be matched by increased quality of service provided to already registered users. Here, efforts could focus on the quality of contents shared from the platform: notifications, highlights, announcements and others.

Focus of VCs

Although there is a reasonable balance of VCs covering the four Sendai Priorities for Action, Priority for Action 3 (investing in disaster risk reduction for resilience) may require more attention. This could be an opportunity for stakeholders working in related areas (such as financial institutions) to step in and submit their commitments. Alternatively, other stakeholders could find additional ways to foster activity in support of this priority. Options may include actions that encourage behavioral change towards risk-informed investment, for example.

In a similar way, while Sendai Targets B and E are the most covered, Targets D (damage of critical infrastructure and disruption of basic services) and F (enhance international cooperation) may require more attention.

One particular aspect that requires additional efforts is to foster themes & issues such as: children & youth, gender, advocacy & media, private sector and science & technology, among others. These themes & issues are in the middle of the distribution in terms of coverage by VCs. However, both because their importance and the existence of groups of stakeholders particularly focused on these issues, it is expected that they would have greater coverage among the submitted VCs. With regard to hazards, as more VCs are submitted, more trends will be revealing contrasts between the most covered hazards versus those which are, according to the data, the most threatening hazards in the places where VCs are being implemented.

In addition to these identified areas, the report also considers stories and experiences of stakeholders themselves through the SFVC platform. These are presented in the next section as part of the way forward.

5. The way forward

Defining a VC as a good practice

The high quality of VCs approved for publishing in the SFVC platform is one clear strength. Therefore, it is challenging to select only a few among those VCs that can be considered good practices. For this report, the focus on Target E helped to narrow-down the selection. The current method for selecting a good practice combines both quantitative and qualitative assessments of the VC as explained in the subsection for good practices. It would be helpful to further refine the parameters used in these assessments. For the qualitative aspects, it could be worth exploring: a peer-review system over a preselected list of options; feedback from those who benefited from the commitment; and feedback from UNDRR Regional Offices, among others. In quantitative terms, the platform already collects a reasonable amount of data which could be exploited in more ways (consider using social media indicators, types of deliverables, etc.). Finally, it would be important to re-adjust the parameters used for defining a good practice with the actual results achieved once a VC is completed. Therefore, a follow-up on the VCs that have been presented as good practices in this report should be conducted. When the database has more VCs with status “Complete”, this information could help to consider changes in the indicators used for a better prediction of good practices.

Quantity of data and synchronization

One of the challenges is the limited amount of data available because it reduces the strength of the statistical analyses conducted in the report. This, in turn, makes the conclusions modest. The SFVC platform was launched on 31 December 2018 and UNDRR disseminated the platform intensively based on the SFVC communication strategy. The first commitment was received in the platform on 22 January 2019. After an intensive and detailed review process, those VCs that were approved for publishing were live in the platform on 15 February 2019 (the review time by UNDRR was much shorter, but stakeholders can take time to act on the observations raised during the review process and re-submit). The SFVC team made its best efforts to include all submissions made by 6 April 2019 that passed the review process until this report was finalized: 26 VCs. Hopefully, when more VCs will be made in the future, the data and methods will allow the production of more robust results.

Currently, the SFVC platform makes further efforts to connect data between the SFVC platform and PreventionWeb, particularly for users and organizations. The SFVC platform handles three types of datasets so far: commitments, organizations and users. Relevant further synchronization across UNDRR platforms would be useful for consistency in collection, use and analysis of data. The integration is also important in terms of better service, coordination and communication. For example, collaboration with PreventionWeb allows:

- A common login process (stakeholders can use the same ID and password to sign in to both platforms).
- Synchronized use of selected data on users and organizations.⁵⁵
- Coordinated communication: Each organization implementing a VC and featured in the SFVC platform has a link to its profile on PreventionWeb.

⁵⁵ Even though this is already implemented, it can be further improved in terms of the creation of organization profiles in PreventionWeb which is currently being done manually by VC Admin

- Reciprocity: Similarly, an organization with a published VC in the SFVC platform, will have a special tab featuring key information about their VC on PreventionWeb.⁵⁶

In addition, other data sources could be considered for conducting basic exploratory analyses. First among them could be data collected by the Sendai Framework Monitor. As both UNDRR tools gather more data, the possibility for exploring cross analyses increases. Another concrete case to explore options for combining statistics from the SFVC platform is data from EM-DAT: The Emergency Events Database (Brussels, Belgium, Belgium: Université catholique de Louvain (UCL) - CRED, n.d., www.emdat.be). Finally, more and better reporting of disaster data is needed overall. For instance, “the majority of disaster reports to EM-DAT (63%) contains no economics [sic] data”.⁵⁷ Thus, the currently available information tells only part of the story. Acknowledging limitations can be accompanied by constant efforts to keep improving the quantity and quality of data.

Benefits from participation

It is important to keep highlighting and reminding stakeholders about the benefits of submitting and monitoring a VC in the SFVC platform. The figure below summarizes the main reasons why stakeholders should submit VCs.

Figure 56: Why a stakeholder should submit a VC?



Source: UNDRR

Based on this analysis report and the continuous improvement of the SFVC Strategy, the following benefits could also be underlined⁵⁸:

- Alignment of implementing organization’s mission with the priorities and actions for disaster risk reduction proposed by the Sendai Framework.
- Improve and monitor their initiatives:
 - Refine their ideas: there is an intense interaction between a submitter and VC Admin to ensure that the commitment matches the standards for logical consistency, deliverables and other aspects. In several cases, there are significant and positive differences between first submitted versions and the one that is eventually published.
 - Monitor their commitments. Once a VC is published, the SFVC platform provides a one-point access to information related to the VC. This is useful for all stakeholders related to the initiative (as many focal points as needed can

⁵⁶ This feature is yet to be implemented (scheduled for May-June, 2019)

⁵⁷ Wallemacq and House, “Economic Losses, Poverty & Disasters: 1998-2017.”

⁵⁸ Some consideration was given to benefits for partners as detailed in UNFCCC <https://unfccc.int/about-us/partnerships/benefits>

be added to each commitment. All focal points have viewing access to all fields of information in the VC). There are also benefits for displaying this information to the public. Perhaps, one of the most helpful tools is the notification system embedded in the platform which will automatically send a series of reminders when the date for submitting a deliverable or a progress report is approaching. Moreover, if some deadlines are missed, the VC will take a different status to signal both stakeholders and the public about the submission status of progress reports and deliverables for the VC. This reporting and reminding process increases accountability.

- Increased credibility as organizations with commitments published in the SFVC platform can make use of the special SFVC logo/badge.
- Contribution to better monitoring about the progress being made. Each VC contribution is also a concrete contribution for making progress with the global agendas. The information provided can help make data-oriented or evidence-informed planning and decisions.
- Opportunities for stakeholders to be included in knowledge materials (such as this report) as well as opportunities for sharing their knowledge and expertise such as in events.

Another important step ahead for UNDRR is to continue to facilitate information online through the SFVC platform, online communication and collaboration tools (UNDRR Community Cloud, Slack or others) as well as with onsite events such as the Global Platform, Regional Platforms and others. This creates opportunities for stakeholders to identify crossovers, finding ways to collaborate and hopefully increase the synergy and effectiveness of their work. A number of collaborations may occur (as exemplified in Box 3 with the communications between two stakeholders about their VCs) and these enhanced synergies can be disseminated. A further step forward would be to follow-up on the progress made and results achieved by the improved interactions.

Evidence bank and unified theories

The platform itself can be used as an evidence bank of the types of stakeholders' interventions being conducted around the world for the implementation of the Sendai Framework. By using the detailed filtering options, experts and non-experts alike can have a better idea of who is doing what, where and with what results. In the long term, it would be worth exploring ways to keep improving how impact associated with the VC activities is measured and presented by stakeholders. This can help in terms of collective learning and increased effectiveness.

Another challenge would be to generate more information that could be useful for stakeholders in terms of organizational and learning capabilities. Once, the first wave of progress reports (ideally every six months) arrives, there could be an opportunity to draw lessons for stakeholders in this regard.

Then, the submission of commitments and their analysis can provide useful information toward the implementation of the Sendai Framework. However, the conclusions that can be drawn face at least three challenges. One of them, and perhaps the most important, is the development over time of more unified theories about good practices for more specific areas. Another, challenge is that the conclusions that can be drawn from VCs executed with specific goals and in specific contexts can be sensitive to key design features and other aspects that appear in the high dimensional design space that is reality. Last but not least, the evidence and experiences shared by stakeholders and compiled in this kind of report can face other challenges for wider implementation such as limited institutional capabilities or lack of

funding and will, among others. Overall, the SFVC initiative provides an incentive for stakeholders to make their contributions and be more accountable. The SFVC initiative is one of the components that contributes to other efforts being made for the implementation of the Sendai Framework.

Increased coverage

Considering the short period of time after the launch of the SFVC platform in December 2018, the fact that commitments were published and this report was produced in time to be shared during the Global Platform in Geneva, bear witness to the efforts by UNDRR to fulfil its mandate while advocating for an all-of-society approach. However, in line with the challenges identified regarding the data, more VCs eventually covering all countries or territories around the world would be valuable. As detailed in the “Room for improvement for VC analysis” section of the report, in addition to the geographic coverage, it would be important to strive for balanced attention across priorities for action, targets and indicators for the implementation of the Sendai Framework. In terms of other global agendas such as for sustainable development, climate change and other humanitarian issues, it is expected that VCs may have selected coverage particularly on topics related to DRR within those agendas but coherence and awareness of existing interconnections should still be a desired feature.

Published versus completed

Finally, it is important to make a distinction between published VCs and VCs with the status “Complete”. The former makes reference to VCs that have been submitted, often being or going to be conducted, and most if not all of their deliverables (results) are stated to be in the future. On the other hand, the latter makes reference to a commitment that has reached the end of its duration, it has provided all the stated deliverables that were promised at the moment of submission and it has provided progress reports. VCs with status “Complete” remain visible in the platform. From the moment that a VC is first submitted, published and eventually reaches the status “Completed”, the VC can register some changes, as stakeholders may make and propose edits to their VCs at any time, including adding deliverables in the middle of the duration. Changes to the VC are recorded and reflected in a versioning system. This means that at the end of the duration the commitment contains information that reflects all the process experienced during the implementation. Thus, the version of a completed VC can be slightly different or at least contain additional information as compared to the version that was first published. To understand this point, it is important to remember that once a VC is published, stakeholders can make and propose edits to their VCs. These edits may include modifications about the geographic scope, deliverables, types of donors or any other field that the stakeholders wishes to edit as long as it keeps the logical consistency of the VC. Every time an edit is made, the SFVC platform registers the change and assigns a new version to the commitment.⁵⁹

Once all deliverables are submitted and before labelling a VC as “Complete”, VC Admin assesses if the commitment's deliverables are in line with what the commitment declared as the goal, objectives, geographic scope, etc. Before a VC takes the status of “Complete” it has to reflect on whether what was announced was actually delivered or at least adjust the contents of the VC to be consistent with the results. For instance, a VC that selected the whole region for Asia as being covered in their geographic scope, will have to demonstrate that the deliverables of the VC have actually covered the whole region of Asia. If this is not the case, the submitter has to adjust the geographic scope to those countries that were actually covered/benefited from the VC while it was implemented. In this way, VCs can have some

⁵⁹ Edits can trigger major or minor changes depending on the importance of the fields that are being edited.

margin for aspiration at the moment of submission. However, before a commitment ends and is labeled as “Complete”, the SFVC platform aims to be a factual reporting tool rather than a record of aspirational statements.

Consequently, future reports should explore presenting separate statistics for those VCs with status “Complete” as they presumably reflect the experiences and actual results that were achieved by the VC.

Progress reports

The way ahead will also depend on the first progress reports submitted by published VCs in the platform. The provision of these reports is embedded in the platform through an automatic system of reminders associated with the status of the commitment so that a stakeholder can ideally provide a short report on the VCs’ progress at least every six months until the VC is completed. The information in these progress reports needs to be carefully analyzed as it provides pivotal qualitative information about how progress is assessed, challenges and next steps. This information can shed more light into how quantitative data is interpreted.

SFVC country profiles

The platform and this report analyze published VCs and provide data-oriented information to support planning by stakeholders in relation to deciding their focus or direction of their efforts for reducing disaster risk. By reviewing the analyses and results, it was identified that an opportunity for the future would be to develop country profiles in terms of VCs, which could also present further in-depth analysis by being combined with findings from the Sendai Framework Monitor. In some countries, there are several VCs working together and sometimes on similar issues. It is only logical that efforts to find connectivity, coherence and alignment should be done in order to increase synergy and effectiveness, and thus achieve more impact. This could be a contribution made by the elaboration of country profiles on a regular basis for those countries being covered by the highest number of VCs.

6. Conclusions

Achievements so far

The Sendai Framework for Disaster Risk Reduction underlines that, along with the primary responsibility by States, stakeholders have a shared responsibility for building resilient societies. In particular, the Sendai Framework explicitly considers the role of stakeholders and international cooperation within its official text. This role was subsequently encouraged by General Assembly resolutions calling stakeholders to make specific and time-bound VCs. The launch of the SFVC platform in December 2018 allows stakeholders to submit their VCs to inform the public about their work; learn and collaborate, knowing who is doing what and where to explore synergies; and motivate others, allowing good practices to be highlighted. The SFVC platform is critical for UNDRR to fulfill the mandate given by the General Assembly.

A total of 26 VCs were published in the SFVC platform since its launch. The high quality of published VCs which have concrete deliverables and time frames is one of the strengths of the SFVC platform. This means that rather than being a list of aspirational statements, the SFVC platform strives to have a reputational value as a tool that contains evidence of actual implementation. Furthermore, the platform is useful as a one-point access to all VC related information. It allows not only UNDRR but also stakeholders to monitor their VCs by tracking

changes and embedded notifications reminding them about the provision of deliverables and progress reports.

The SFVC platform can also contribute to breaking down barriers and institutional silos among Governments, International Organizations and stakeholders. The information provided can enable all relevant actors working in disaster risk reduction around the world to have data-oriented information to support their planning, identify crossovers and potential partners to collaborate for constantly improving the synergy and effectiveness of their work towards the implementation of the Sendai Framework. The SFVC initiative already has some evidence demonstrating that stakeholders have started communicating inspired by the published VCs.

This report presents a synthesis and analysis on why VCs are important, the characteristics of the VCs and the contributions to implementing the Sendai Framework. Main results suggest that VCs have an average duration of 6.5 years, the scope of their activities is predominantly at the national or local levels (58 percent) and are concentrated mainly in the Asia region. The stakeholders that actively submit VCs are NGOs (56 percent) followed by stakeholders in academia and the private sector. More details about specific contributions to Sendai Framework Priorities for Action, Targets, Indicators, themes, hazards and SDGs are also provided. Based on this information and a particular focus on Target E, the report shares good practices working to: strengthen governance in local governments through evidenced-based and inclusive policy making; reassess and monitor resilience in a network of municipalities; and incorporate the voices of older people into the design of public policy. Last, the report identifies challenges and next steps.

The report unfolds under the premise that the resilience of communities and nations is a necessary condition for achieving the goals of the global agendas. Simply put, development and economic growth need to be risk-informed to be sustainable because disasters can set back development gains. It is, therefore, encouraging to see that stakeholders are doing their part for implementing and reaching the goals of the disaster risk reduction agenda.

Challenges and future steps

Along with great potential for the use of the SFVC platform, there are also some challenges that were identified since the launch and during the analysis conducted for this report. One of them is that there is room for improvement in terms of analyzing coherence across agendas and tools. Another area for improvement is fostering the participation of VCs targeting regions or other places which are not yet covered. Likewise, stakeholders (regional networks, news and media in particular) who have not yet submitted and published VCs can step-up their participation in the SFVC platform. For all stakeholders, there is an opportunity to collaborate with other organizations when it comes to implementing VCs (currently, 54 percent of VCs are being implemented by only one organization each). Increased focus is needed on Priority for Action 3, Targets D and F, themes such as children & youth, gender and science & technology along with hazards that are relevant to the context where VCs are being implemented.

In the way ahead, it would be important to pay attention to improved methods for selecting good practices; keep improving the size of the dataset through the publication of more VCs to strengthen the statistical analyses; increased synchronization of data, information and procedures across UNDRR tools and platforms; reinforce messages about the benefits of submitting a VC; continued efforts for making the SFVC platform a factual reporting tool rather than a record of aspirations; and exploring the formulation of more unified principles or theories that could increase synergy and effectiveness for specific areas of work in the field of disaster risk reduction based on the data of stakeholders' VCs. As more VCs are submitted and data increases, SFVC country profiles could eventually be generated.

The report strongly recommends that VCs continue to be registered to ensure that non-State support to DRR is accounted for and used to assess the comprehensive support available for the implementation of the Sendai Framework and the attainment of the SDGs.

UNDRR believes in an all-of-society approach that recognizes, values and incorporates the efforts of all relevant actors to implement the Sendai Framework. While support is gathered, attention also needs to be focused on how to make these efforts aligned in the same direction and with increased effectiveness and impact. Against big challenges, sharing responsibility can help us reach the goal of reducing existing risks, preventing new risks and building resilience. This is part of what we strive to achieve with the Sendai Framework Voluntary Commitments (SFVC) initiative.

Acknowledgments

The United Nations Office for Disaster Risk Reduction (UNDRR) expresses sincere thanks to all those who contributed to, supported and made the publication of this *Synthesis and Analysis Report of the Sendai Framework Voluntary Commitments (SFVC)* possible.

This report was prepared by Yuki Matsuoka and Erick Gonzales Rocha. The main authors of the report express their gratitude for the substantive contributions that have been developed and provided by Shoko Arakaki, Stephanie Speck, Animesh Kumar and Julius Njoroge Kabubi. Finally, a thank you note to the technical team for developing the SFVC platform.

Enquiries can be addressed to:
unisdr-sendai-vc@un.org

Voluntary Commitments are presented by publication date. A list of all published commitments with full details and information is also available at: <https://sendacommitments.unisdr.org/>

(VCs listed in this appendix reflect versions as of 06 April 2019)

APPENDIX 1: ALL PUBLISHED VOLUNTARY COMMITMENTS

Strengthening disaster risk management through institutional development



DURATION Sep 2018 – Mar 2020

IMPLEMENTERS Mongolian Red Cross Society

SCOPE Local Mongolia

SHORT DESCRIPTION

Mongolian Red Cross Society is committed to reduce disaster risk by building resilience through community based approach in both rural and urban areas. Mongolian Red Cross will strengthen capacity of 4 local Red Cross branches within the project framework.

MAIN FOCAL POINT Nyamkhuu Chuluunkhuu

SENDAI PRIORITIES FOR ACTION

- 1 Understanding disaster risk
- 3 Investing in disaster risk reduction for resilience
- 4 Enhancing disaster preparedness for effective response, and to «Build Back Better»

SELECTED SENDAI INDICATORS

B-5 C-2 C-3 F-1 F-6

HAZARDS

- Cold Wave
- Epidemic and Pandemic
- Drought
- Flood
- Earthquake
- Wild Fire

SUSTAINABLE DEVELOPMENT GOALS



Sendai Landslide Partnerships 2015-2025



DURATION Mar 2015 – Mar 2025

IMPLEMENTERS International Consortium of Landslides

SCOPE Global

SHORT DESCRIPTION

The partnerships is a voluntary commitment to the Sendai Framework for Disaster Risk Reduction. It was proposed by ICL and signed by 22 global stakeholders to reduce landslide disaster risk.

MAIN FOCAL POINT Kyoji Sassa

SENDAI PRIORITIES FOR ACTION

- 1 Understanding disaster risk
- 2 Strengthening disaster risk governance to manage disaster risk
- 4 Enhancing disaster preparedness for effective response, and to «Build Back Better»

SELECTED SENDAI INDICATORS

A-1 B-1 D-1 F-5 F-7 F-8 G-1 G-2 G-5

HAZARDS

- Land slide

SUSTAINABLE DEVELOPMENT GOALS



COMMITMENTS

Science Technology Commitment to support implementation of Sendai Framework



ID: 20190128_001

DURATION Feb 2016 – May 2021

IMPLEMENTERS Scientific and Technical Advisory Group

SCOPE Global

SHORT DESCRIPTION

The Science and Technology Roadmap is intended to support the Implementation of the SFDRR. It aims at fostering stronger partnerships along with clear strategies among the scientific and technology community. The Roadmap was first developed in 2016 January, followed by a revision in 2019.

SENDAI PRIORITIES FOR ACTION

- 1 Understanding disaster risk
- 2 Strengthening disaster risk governance to manage disaster risk
- 3 Investing in disaster risk reduction for resilience
- 4 Enhancing disaster preparedness for effective response, and to «Build Back Better»

SELECTED SENDAI INDICATORS

E-1 E-2 F-5 F-7 F-8 G-2 G-4

HAZARDS

- | | | |
|-----------------------|-----------------------------------|--------------------|
| Avalanche | Heat Wave | Storm Surge |
| Cold Wave | Insect Infestation | Technical Disaster |
| Drought | Land Slide | Tornado |
| Earthquake | NBC - Nuclear Biological Chemical | Tsunami |
| Epidemic and Pandemic | | Volcano |
| Flood | | Wild Fire |

SUSTAINABLE DEVELOPMENT GOALS



ResponderCQ: A Disaster Resilience Assessment and Data Management Service



ID: 20190211_001

DURATION Jan 2018 – Jan 2020

IMPLEMENTERS SPIN Global

SCOPE Global

SHORT DESCRIPTION

ResponderCQ is an online disaster resilience and data management assessment service designed to facilitate rapid evaluation of core capabilities and facilitate capability improvement through an online toolkit for government, business and humanitarian organizations. The service is free for end users.

MAIN FOCAL POINT Alexa Squirini

SENDAI PRIORITIES FOR ACTION

- 1 Understanding disaster risk
- 2 Strengthening disaster risk governance to manage disaster risk
- 3 Investing in disaster risk reduction for resilience

SELECTED SENDAI INDICATORS

B-5 C-1 D-1 E-2

HAZARDS

- | | | |
|-----------------------|--------------------|-----------|
| Earthquake | Heat Wave | Wild fire |
| Epidemic and Pandemic | Technical Disaster | |
| Flood | Tornado | |

SUSTAINABLE DEVELOPMENT GOALS



Improving Disaster Resilience in an Ageing Greater Manchester



DURATION Jun 2018 – Mar 2020

IMPLEMENTERS Association of Greater Manchester Authorities
Greater Manchester Centre for Voluntary Organisation

SCOPE Local United Kingdom of Great Britain and Northern Ireland

SHORT DESCRIPTION

The commitment aims to ensure that older people are heard when designing disaster resilience building programmes, enabling Greater Manchester to co-identify potential solutions and approaches to resilience.

MAIN FOCAL POINT Jonathan Oswald

SENDAI PRIORITIES FOR ACTION

- 1** Understanding disaster risk
- 4** Enhancing disaster preparedness for effective response, and to «Build Back Better»

SELECTED SENDAI INDICATORS

B-1 B-2 E-2

HAZARDS

- Cold Wave
- Flood
- Technical Disaster
- Drought
- Heat Wave
- Wild Fire
- Epidemic and Pandemic
- NBC - Nuclear Biological Chemical

SUSTAINABLE DEVELOPMENT GOALS



Raise DRR awareness through faith-based organisations



DURATION May 2015 – May 2020

IMPLEMENTERS ACT Alliance

SCOPE Regional Africa, Americas, Asia

SHORT DESCRIPTION

ACT will use the extraordinary reach of its network of faith-based organizations to raise DRR awareness at grassroots level, by influencing local leadership and educating community members

MAIN FOCAL POINT Michael Mosselmans

SENDAI PRIORITIES FOR ACTION

- 1** Understanding disaster risk
- 4** Enhancing disaster preparedness for effective response, and to «Build Back Better»

SELECTED SENDAI INDICATORS

B-1 B-5

HAZARDS

- Cyclone
- Land Slide
- Drought
- Storm Surge
- Flood
- Tornado

SUSTAINABLE DEVELOPMENT GOALS



COMMITMENTS

India: Strengthening DPRR in six State and District DM Authorities



ID: 20190214_001

DURATION Feb 2015 – Dec 2022

IMPLEMENTERS Mainstreaming Adaptation, Resilience and Sustainability into Development

SCOPE Local India

SHORT DESCRIPTION

India: Strengthening Disaster Preparedness & Risk Reduction (DPRR) programs of 2 State DM Authorities (SDMAs) & 2 District DM Authorities (DDMAs) in each state through technical support, enhancing linkages with state climate action plans.

MAIN FOCAL POINT Aloysius Rego

SENDAI PRIORITIES FOR ACTION

2 Strengthening disaster risk governance to manage disaster risk

SELECTED SENDAI INDICATORS

E-1 E-2

HAZARDS

- Cyclone
- Flood
- Drought
- Technical Disaster
- Earthquake
- Tsunami

SUSTAINABLE DEVELOPMENT GOALS



Myanmar: Prevent, Prepare, & Reduce Disaster Risk by Governments, NGOs, Industry



ID: 20190214_002

DURATION Jan 2018 – Jan 2020

IMPLEMENTERS Mainstreaming Adaptation, Resilience and Sustainability into Development Myanmar Disaster Preparedness Initiative

SCOPE Local Myanmar

SHORT DESCRIPTION

“Strengthening Disaster & Climate Risk Prevention, Preparedness & Reduction (DCRPPR) programs of 4-8 organisations in Governments, local NGOs, Red Cross & Private sector in Myanmar through technical support by national and regional volunteers.”

MAIN FOCAL POINT Aloysius Rego

SENDAI PRIORITIES FOR ACTION

2 Strengthening disaster risk governance to manage disaster risk
4 Enhancing disaster preparedness for effective response, and to «Build Back Better»

SELECTED SENDAI INDICATORS

E-1 E-2

HAZARDS

- Cyclone
- Flood
- Drought
- Tsunami
- Earthquake

SUSTAINABLE DEVELOPMENT GOALS



Leadership of persons with disabilities in delivering the Sendai Framework



ID: 20190219_001

DURATION Oct 2017 – Dec 2021

IMPLEMENTERS Arbeiter-Samariter-Bund Indonesia and the Philippines
CBM International
Centre for Disability in Development
Humanity & Inclusion
Malteser International
Pacific Disability Forum
South Asian Disability Forum

SCOPE Regional - Asia, Oceania
Bangladesh, Fiji, Indonesia, Myanmar, Nepal, Pakistan, Philippines, Tonga, Vanuatu, Viet Nam

SHORT DESCRIPTION

The Disability-inclusive Disaster Risk Reduction Network (DiDRRN) is committed to reduce the disproportionate risk of persons with disabilities in disaster by ensuring Sendai Framework commitments on disability-inclusion are implemented practically and reflected in regional and national strategies.

SENDAI PRIORITIES FOR ACTION

- 1 Understanding disaster risk
- 2 Strengthening disaster risk governance to manage disaster risk
- 3 Investing in disaster risk reduction for resilience

SELECTED SENDAI INDICATORS

B-1 B-3 B-4 B-5 C-3 C-4
C-5 E-1 E-2

HAZARDS

- Cyclone
- Flood
- Storm Surge
- Drought
- Heat Wave
- Tsunami
- Earthquake
- Land Slide
- Volcano

SUSTAINABLE DEVELOPMENT GOALS



Seminars of the Sendai Framework for DRR for citizens in Sendai City



ID: 20190220_001

DURATION Apr 2016 – Mar 2020

IMPLEMENTERS International Research Institute of Disaster Science, Tohoku University

SCOPE Local Japan

SHORT DESCRIPTION

In cooperation with the International Research Institute of Disaster Science of Tohoku University (IRIDeS), Sendai City hosts "the Sendai Framework for DRR Seminar to provide the citizens" sink in, raise citizen's awareness towards DRR, as well as to encourage voluntary commitment on DRR activities.

MAIN FOCAL POINT Akira Takahashi

SENDAI PRIORITIES FOR ACTION

- 1 Understanding disaster risk
- 2 Strengthening disaster risk governance to manage disaster risk
- 4 Enhancing disaster preparedness for effective response, and to «Build Back Better»

SELECTED SENDAI INDICATORS

A-1 B-1 C-1 D-1 G-1

HAZARDS

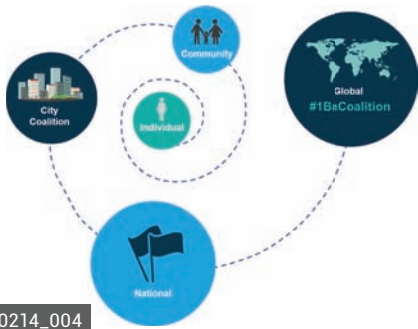
- Earthquake
- Land Slide
- Flood
- Tsunami

SUSTAINABLE DEVELOPMENT GOALS



COMMITMENTS

One Billion Coalition for Resilience



ID: 20190214_004

DURATION Mar 2015 – Dec 2025

IMPLEMENTERS Connecting Business initiative
International Federation of Red Cross and Red Crescent Societies
Interpeace
United Nations Children’s Fund (Global Headquarters, New York) World Food Programme

SCOPE Global

SHORT DESCRIPTION

Our goal for the One Billion Coalition for Resilience (1BC) is that by 2025, at least one billion people around the world will have taken active steps to strengthen their resilience.² District DM Authorities (DDMAs) in each state through technical support, enhancing linkages with state climate action plans.

MAIN FOCAL POINT Ian O’Donnell

SENDAI PRIORITIES FOR ACTION

- 1 Understanding disaster risk
- 2 Strengthening disaster risk governance to manage disaster risk
- 3 Investing in disaster risk reduction for resilience

SELECTED SENDAI INDICATORS

A-1 B-1 C-1 E-1 E-2 G-1 G-4
G-5

HAZARDS

- Avalanche
- Cold Wave
- Drought
- Earthquake
- Epidemic and Pandemic
- Volcano
- Flood
- Heat Wave
- Insect Infestation
- Land Slide
- Tornado
- Wild Fire
- NBC - Nuclear Biological Chemical
- Storm Surge
- Technical Disaster
- Tsunami

SUSTAINABLE DEVELOPMENT GOALS



Ecosystems protecting infrastructure and communities



ID: 20190307_002

DURATION Jan 2013 – Aug 2017

IMPLEMENTERS International Union for Conservation of Nature

SCOPE Local Burkina Faso, Chile, China, Nepal, Senegal, Thailand

SHORT DESCRIPTION

Ecosystems Protecting Infrastructure and Communities (EPIC) is the first global initiative to promote the use of ecosystem-based approaches and protect communities from disasters and the negative impacts of climate change.

MAIN FOCAL POINT Veronica Ruiz

SENDAI PRIORITIES FOR ACTION

- 1 Understanding disaster risk
- 2 Strengthening disaster risk governance to manage disaster risk
- 3 Investing in disaster risk reduction for resilience
- 4 Enhancing disaster preparedness for effective response, and to «Build Back Better»

SELECTED SENDAI INDICATORS

B-5 C-2 C-6 D-1 E-2 F-5

HAZARDS

- Avalanche
- Drought
- Flood
- Land Slide
- Storm Surge

SUSTAINABLE DEVELOPMENT GOALS



“Decision-making and Taking Action” - Promotion of Women Leadership Program



ID: 20190305_006

DURATION Jun 2016 – Dec 2020

IMPLEMENTERS Sendai City
Sendai Gender Equal Opportunity Foundation

SCOPE Local Japan

SHORT DESCRIPTION

In the Sendai Framework, the importance of the promotion of women’s leadership was clearly stated. In order to achieve this goal, we offer a training program to promote the leadership of women who actively engage in community planning.

MAIN FOCAL POINT Akira Takahashi

SENDAI PRIORITIES FOR ACTION

- 1 Understanding disaster risk
- 2 Strengthening disaster risk governance to manage disaster risk
- 4 Enhancing disaster preparedness for effective response, and to «Build Back Better»

SELECTED SENDAI INDICATORS

A-1 B-1 C-1 G-1

HAZARDS

- Earthquake
- Land Slide
- Flood
- Tsunami

SUSTAINABLE DEVELOPMENT GOALS



Localised Preparedness for More Effective Response with Affected Communities



ID: 20190301_001

DURATION Jan 2018 – Dec 2020

IMPLEMENTERS Citizens' Disaster Response Center
Comité EcuMénico para o Desenvolvimento Social
Sampan'Asa mombany Fampanandrosoana / Church of Jesus Christ in Madagascar

SCOPE Local Haiti, Kenya, Madagascar, Mozambique, Philippines

SHORT DESCRIPTION

To enable civil society organisations (CSOs) and faith-based organisations (FBOs) to establish localised preparedness and response systems and capacities to respond more effectively in collaboration with affected communities and populations.

MAIN FOCAL POINT Christopher Ball

SENDAI PRIORITIES FOR ACTION

- 4 Enhancing disaster preparedness for effective response, and to «Build Back Better»

SELECTED SENDAI INDICATORS

A-1 B-2 G-3 G-6

HAZARDS

- Cyclone
- Flood
- Tsunami
- Drought
- Land Slide
- Volcano
- Earthquake
- Storm Surge

SUSTAINABLE DEVELOPMENT GOALS



COMMITMENTS

Support Urban Risk Reduction and Resilience Building



DURATION Mar 2015 – Mar 2030

IMPLEMENTERS Center for Urban Disaster Risk Reduction & Resilience

SCOPE Global

SHORT DESCRIPTION

Support Urban Risk Reduction and Resilience Building by undertaking research and practice, supporting education, and forming partnerships that will advance risk reduction and resilience building in urban areas that are prone to natural hazards, the impacts of climate change and crises.

MAIN FOCAL POINT Ebru Gencer

SENDAI PRIORITIES FOR ACTION

- 1 Understanding disaster risk
- 2 Strengthening disaster risk governance to manage disaster risk
- 3 Investing in disaster risk reduction for resilience
- 4 Enhancing disaster preparedness for effective response, and to «Build Back Better»

SELECTED SENDAI INDICATORS

A-1 B-1 C-1 E-2

HAZARDS

- 🏠 Earthquake
- 🏔️ Land Slide
- 🌊 Flood
- 🌊 Storm Surge
- 🌡️ Heat Wave

SUSTAINABLE DEVELOPMENT GOALS



Building Resilient Local Government Systems in the Philippines



DURATION Jan 2018 – Dec 2021

IMPLEMENTERS Ateneo de Manila University
Manila Observatory, the National Resilience Council
Zuellig Family Foundation

SCOPE Local Philippines

SHORT DESCRIPTION

NRC commits to building a resilient Philippines using S&T-based public-private partnerships, enhance LGU capacities with evidence-informed risk governance, strengthen and sustain high-level collaboration between government and industry and launch the resilience program with a core group of LGUs.

MAIN FOCAL POINT Marilou Erni

SENDAI PRIORITIES FOR ACTION

- 1 Understanding disaster risk
- 2 Strengthening disaster risk governance to manage disaster risk
- 3 Investing in disaster risk reduction for resilience
- 4 Enhancing disaster preparedness for effective response, and to «Build Back Better»

SELECTED SENDAI INDICATORS

E-1 E-2

HAZARDS

- 🌀 Cyclone
- 🌊 Flood
- 🌋 Volcano
- ☀️ Drought
- 🏔️ Land Slide
- 🏠 Earthquake
- 🌊 Storm Surge

SUSTAINABLE DEVELOPMENT GOALS



Contributing via Business Strengths, DRR Innovation and Partnerships



ID: 20190305_003

DURATION May 2017 – May 2025

IMPLEMENTERS Kokusai Kogyo Co, Ltd.

SCOPE Regional Asia

SHORT DESCRIPTION

Kokusai Kogyo commits to innovating and delivering geospatial information technology solutions that contribute to building resilience to disasters and accelerating Sustainable Development. We commit to make accessible these solutions not only in Japan, but across Asia and beyond.

MAIN FOCAL POINT Yoshiko Abe

SENDAI PRIORITIES FOR ACTION

- 1 Understanding disaster risk
- 2 Strengthening disaster risk governance to manage disaster risk
- 3 Investing in disaster risk reduction for resilience
- 4 Enhancing disaster preparedness for effective response, and to «Build Back Better»

SELECTED SENDAI INDICATORS

A-1 B-1 C-1 D-1 D-5 G-5

HAZARDS

- Cyclone
- Flood
- Storm Surge
- Drought
- Heat Wave
- Tsunami
- Earthquake
- Land Slide
- Volcano

SUSTAINABLE DEVELOPMENT GOALS



Restoring the Human Spirit Through Music



ID: 20190305_002

DURATION Mar 2014 – Dec 2030

IMPLEMENTERS Soka Gakkai International

SCOPE Local Japan

SHORT DESCRIPTION

Restoring the Human Spirit Through Music and Involving Local People in DRR.

MAIN FOCAL POINT Emiko Kubo

SENDAI PRIORITIES FOR ACTION

- 4 Enhancing disaster preparedness for effective response, and to «Build Back Better»

SELECTED SENDAI INDICATORS

B-2

HAZARDS

- Earthquake
- Tsunami

SUSTAINABLE DEVELOPMENT GOALS



COMMITMENTS

International Wildfire Preparedness Mechanism (IWPM)



DURATION Jul 2014 – Dec 2030

IMPLEMENTERS Global Fire Monitoring Centre

SCOPE Global

SHORT DESCRIPTION

The mission of the IWPM is to support, on request, agencies and countries to build national capacity and resilience to wildfire through the exchange of best practice in landscape fire management.

SENDAI PRIORITIES FOR ACTION

- 1 Understanding disaster risk
- 2 Strengthening disaster risk governance to manage disaster risk
- 3 Investing in disaster risk reduction for resilience
- 4 Enhancing disaster preparedness for effective response, and to «Build Back Better»

SELECTED SENDAI INDICATORS

E-1 F-8 G-1 G-2

HAZARDS



SUSTAINABLE DEVELOPMENT GOALS



Updated Hazard Maps for Selected Metro Manila Communities



DURATION Jul 2018 – Feb 2019

IMPLEMENTERS Earthquakes and Megacities Initiative
PLAN International Philippines

SCOPE Local Philippines

SHORT DESCRIPTION

Hazard and impact maps were developed for four barangays on selected earthquake and flood scenarios, applying the Child-Centered Urban Resilience Framework that aims to strengthen the adaptive capacity and resilience of the local authorities and children of these communities against disasters.

SENDAI PRIORITIES FOR ACTION

- 1 Understanding disaster risk
- 2 Strengthening disaster risk governance to manage disaster risk
- 4 Enhancing disaster preparedness for effective response, and to «Build Back Better»

SELECTED SENDAI INDICATORS

B-1 B-3 B-4 B-5 G-4 G-5

HAZARDS



SUSTAINABLE DEVELOPMENT GOALS



Building Community Resilience through Community-Based Disaster Risk Management



ID: 20190228_002

DURATION Jan 2018 — Dec 2020

IMPLEMENTERS Afghan Development Association Agency for Humanitarian and Development Assistance for Afghanistan
Asociación de Servicios Comunitarios de Salud
Help in Need
Lutheran World Federation Chad
Society for Human & Natural Resource Development

SCOPE Local Afghanistan, Chad, Guatemala, Pakistan

SHORT DESCRIPTION

To enable local civil society organisations (CSOs) and faith-based organisations (FBOs) to strengthen communities and local systems for resilience to disasters, in coordination with other actors and sectors.

MAIN FOCAL POINT Christopher Ball

SENDAI PRIORITIES FOR ACTION

- 2 Understanding disaster risk
- 3 Investing in disaster risk reduction for resilience

SELECTED SENDAI INDICATORS

A-2 B-1 C-3 E-2 G-6

HAZARDS

- Cyclone
- Flood
- Drought
- Land Slide
- Earthquake
- Volcano

SUSTAINABLE DEVELOPMENT GOALS



RegionsAdapt



ID: 20190305_005

DURATION Dec 2015 — Dec 2021

IMPLEMENTERS Network of Regional Governments for Sustainable Development

SCOPE Global

SHORT DESCRIPTION

RegionsAdapt is the first global initiative of regional governments, launched at the United Nations Framework Convention on Climate Change (UNFCCC) COP 21 in Paris in 2015 focused on climate adaptation risks and regional adaptation actions to face them.

MAIN FOCAL POINT Vanessa Pulgarin

SENDAI PRIORITIES FOR ACTION

- 1 Understanding disaster risk
- 2 Strengthening disaster risk governance to manage disaster risk

SELECTED SENDAI INDICATORS

B-1 E-2 F-6 F-7

HAZARDS

- Drought
- Land Slide
- Flood
- Wild Fire
- Heat Wave

SUSTAINABLE DEVELOPMENT GOALS



Youth Resilient Ambassadors



ID: 20190214_003

DURATION Oct 2013 – Sep 2019

IMPLEMENTERS SAHEL RESEARCH AND STRATEGY GROUP KENYA
Society of Fire and Disaster Emergency Community Conflict Agency

SCOPE Local Kenya

SHORT DESCRIPTION

The program is a continuation of our August 2010-April 2011 Youth Training. Conducting three months training in emergency response, medical first aid, incident command system, firefighting, disaster management and environmental awareness.

SENDAI PRIORITIES FOR ACTION

- 1 Understanding disaster risk
- 4 Enhancing disaster preparedness for effective response, and to «Build Back Better»

SELECTED SENDAI INDICATORS

A-2 B-1 B-2 B-3 B-4 B-5 E-1
E-2 G-1 G-3 G-6

HAZARDS

- Drought
- Flood
- Technical Disaster

SUSTAINABLE DEVELOPMENT GOALS



Strengthening inclusive Resilience to Disasters boosting Sustainable Development



ID: 20190308_007

DURATION May 2019 – May 2021

IMPLEMENTERS Provincia di Potenza

SCOPE Local Italy

SHORT DESCRIPTION

Re-assessment, monitoring and reviewing the level of Resilience of the Province of Potenza's 100 Municipalities' network by means of a city-to-city peer review based on a multistakeholders and holistic approach to DRR.

SENDAI PRIORITIES FOR ACTION

- 1 Understanding disaster risk
- 2 Strengthening disaster risk governance to manage disaster risk
- 3 Investing in disaster risk reduction for resilience
- 4 Enhancing disaster preparedness for effective response, and to «Build Back Better»

SELECTED SENDAI INDICATORS

E-2

HAZARDS

- Cold Wave
- Flood
- Technical Disaster
- Drought
- Heat Wave
- Wild Fire
- Earthquake
- Land Slide

SUSTAINABLE DEVELOPMENT GOALS



Enhance Disaster Governance at National, Sub-national, Local level



DURATION Jan 2019 – Oct 2019

IMPLEMENTERS Environment and Child Concern Organization

SCOPE Local Nepal

SHORT DESCRIPTION

Provincial Government of Province 1, Nepal is going to formulate key policy documents as Disaster Resilient Policy, Strategic Action Plan, Disaster Response Framework, and Disaster Impact Assessment Guideline in the year 2019.

MAIN FOCAL POINT Ram Chandra Neupane

SENDAI PRIORITIES FOR ACTION

- 1 Understanding disaster risk
- 2 Strengthening disaster risk governance to manage disaster risk
- 3 Investing in disaster risk reduction for resilience
- 4 Enhancing disaster preparedness for effective response, and to «Build Back Better»


SELECTED SENDAI INDICATORS

A-1	A-2	B-1	B-4	B-5	C-1	C-2
C-3	C-4	C-5	C-6	D-2	D-3	D-4
D-5	D-6	D-7	E-1	E-2	F-1	F-3
F-5	F-8	G-1	G-2	G-4	G-6	

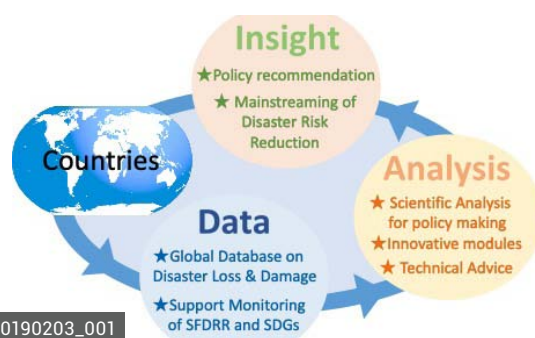
HAZARDS

- Avalanche
- Earthquake
- Land Slide
- Cold Wave
- Epidemic and Pandemic
- Storm Surge
- Drought
- Flood
- Wild Fire

SUSTAINABLE DEVELOPMENT GOALS



Global Centre for Disaster Statistics (GCDS)



ID: 20190203_001

DURATION Apr 2015 – Dec 2030

IMPLEMENTERS Fujitsu
International Research Institute of Disaster Science, Tohoku University
United Nations Development Programme

SCOPE Global

SHORT DESCRIPTION

The Global Centre for Disaster Statistics (GCDS) aims to support the monitoring and evaluation of progress in the implementation of the Sendai Framework for Disaster Risk Reduction, in its seven global targets.

SENDAI PRIORITIES FOR ACTION

- 1 Understanding disaster risk
- 2 Strengthening disaster risk governance to manage disaster risk
- 3 Investing in disaster risk reduction for resilience
- 4 Enhancing disaster preparedness for effective response, and to «Build Back Better»

SELECTED SENDAI INDICATORS

A-1	A-2	A-3	B-1	B-3	B-4	B-5	C-1
C-2	C-3	C-4	C-5	C-6	D-1	D-2	D-3
D-4	D-5	D-6	D-7	D-8	E-1	E-2	F-1
F-2	F-3	F-4	F-5	F-6	F-7	F-8	G-1
G-2	G-3	G-4	G-5	G-6			

HAZARDS

- Avalanche
- Flood
- NBC - Nuclear Biological Chemical
- Tsunami
- Cold Wave
- Heat Wave
- Volcano
- Drought
- Insect Infestation
- Storm Surge
- Wild Fire
- Earthquake
- Land Slide
- Technical Disaster
- Epidemic and Pandemic
- Tornado

SUSTAINABLE DEVELOPMENT GOALS



List all Sendai Framework Indicators.

A-1 (compound)

Number of deaths and missing persons attributed to disasters, per 100,000 population.

A-2 Number of deaths attributed to disasters, per 100,000 population.

A-3 Number of missing persons attributed to disasters, per 100,000 population.

B-1 (compound)

Number of directly affected people attributed to disasters, per 100,000 population.

B-2 Number of injured or ill people attributed to disasters, per 100,000 population.

B-3 Number of people whose damaged dwellings were attributed to disasters.

B-4 Number of people whose destroyed dwellings were attributed to disasters.

B-5 Number of people whose livelihoods were disrupted or destroyed, attributed to disasters.

C-1 (compound)

Direct economic loss attributed to disasters in relation to global gross domestic product.

C-2 Direct agricultural loss attributed to disasters.

C-3 Direct economic loss to all other damaged or destroyed productive assets attributed to disasters.

C-4 Direct economic loss in the housing sector attributed to disasters.

C-5 Direct economic loss resulting from damaged or destroyed critical infrastructure attributed to disasters.

C-6 Direct economic loss to cultural heritage damaged or destroyed attributed to disasters.

D-1 (compound)

Damage to critical infrastructure attributed to disasters.

D-2 Number of destroyed or damaged health facilities attributed to disasters.

D-3 Number of destroyed or damaged educational facilities attributed to disasters.

D-4 Number of other destroyed or damaged critical infrastructure units and facilities attributed to disasters.

D-5 (compound)

Number of disruptions to basic services attributed to disasters.

D-6 Number of disruptions to educational services attributed to disasters.

D-7 Number of disruptions to health services attributed to disasters.

D-8 Number of disruptions to other basic services attributed to disasters.

E-1 Number of countries that adopt and implement national disaster risk reduction strategies in line with the Sendai Framework for Disaster Risk Reduction 2015-2030.

E-2 Percentage of local governments that adopt and implement local disaster risk reduction strategies in line with national strategies.

F-1 Total official international support, (official development assistance (ODA) plus other official flows), for national disaster risk reduction actions.

F-2 Total official international support (ODA plus other official flows) for national disaster risk reduction actions provided by multilateral agencies.

F-3 Total official international support (ODA plus other official flows) for national disaster risk reduction actions provided bilaterally.

F-4 Total official international support (ODA plus other official flows) for the transfer and exchange of disaster risk reduction-related technology.

F-5 Number of international, regional and bilateral programmes and initiatives for the transfer and exchange of science, technology and innovation in disaster risk reduction for developing countries.

F-6 Total official international support (ODA plus other official flows) for disaster risk reduction capacity-building.

F-7 Number of international, regional and bilateral programmes and initiatives for disaster risk reduction-related capacity-building in developing countries.

F-8 Number of developing countries supported by international, regional and bilateral initiatives to strengthen their disaster risk reduction-related statistical capacity.

G-1 (compound G2-G5)

Number of countries that have multi-hazard early warning systems.

G-2 Number of countries that have multi-hazard monitoring and forecasting systems.

G-3 Number of people per 100,000 that are covered by early warning information through local governments or through national dissemination mechanisms.

G-4 Percentage of local governments having a plan to act on early warnings.

G-5 Number of countries that have accessible, understandable, usable and relevant disaster risk information and assessment available to the people at the national and local levels.

G-6 Percentage of population exposed to or at risk from disasters protected through pre-emptive evacuation following early warning.

APPENDIX 2: PREVIOUSLY ANNOUNCED COMMITMENTS

This appendix presents a basic analysis for commitments that were announced prior to or during the Third United Nations World Conference on DRR (WCDRR). A total of 101 VCs were recorded by UNDRR between the years 2013 and 2015. Among them, 18 were made by National Governments and 83⁶⁰ were announced by multi-stakeholders. As this report focuses on VCs by multi-stakeholders, this appendix focused on the 83 previously announced VCs.⁶¹

In 2013, leading up to WCDRR, UNDRR called for stakeholders to submit commitments for DRR and requested them to register the following set of information about their commitments:

Table 11: Information for VCs recorded prior or during WCDRR

Required information
<ul style="list-style-type: none"> Select a Goal of a commitment among the following three Goals: <ol style="list-style-type: none"> 1) Risk prevention: the adoption of risk-informed development pathways that minimize the generation of new disaster risks, 2) Risk reduction: actions to address and reduce pre-existing disaster risk, 3) Strengthening resilience: measure that enable nations and communities to absorb loss and damage, minimize impacts and recovery Select a scope among: Global, Regional, National and Local Countries/territories (list specific countries/territories if applicable) Description Targets, indicators⁶², means of verification, time frame, and contact person

Source: UNDRR

This exercise to record VCs by stakeholders according to the above list of items was conducted before the adoption of the Sendai Framework (March, 2015). Therefore, these three Goals were not along with the Four Sendai Priorities for Action, to which the current VCs published on the SFVC platform are aligned and contribute to. Also, the information collected for these previously announced VCs was not as detailed as the information required for publishing VCs on the SFVC platform. For these reasons, a detail analysis of the 83 previously announced VCs is challenging due to lack of standardized collection of information by UNDRR at that time without having the Sendai Framework as a global roadmap for reducing disaster losses by 2030. Due to the same challenges, a direct comparison between the previously announced 83 VCs and the currently published 26 VCs can only be limited.

Figure 57: 83 VCs by type of organization



Source: UNDRR

Part of the efforts to draw comparisons can be seen when analyzing the categories of organizations who previously announced the 83 VCs and organizations who currently published VCs on the SFVC platform.⁶³ For both cases, more than 50 percent of VCs were made by NGOs or other type of civil society organizations (for both, academia and private sector follow). As discussed in the subsection “Organizations per commitment” in this report, 96 percent of the 83 previously announced VCs are implemented by only one organization (this figure is 54 percent for VCs published in the SFVC platform).

There are differences, however, in terms of geographical scope. While the 83 VCs are mostly focused at the global level (42 percent), the currently published VCs in the SFVC platform have a predominantly national or local focus (58 percent).

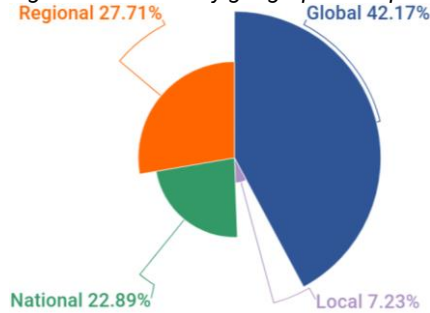
⁶⁰ The list of 83 VCs is available at: <https://sendaicommitments.unisdr.org/about>

⁶¹ Out of the 83 commitments, 10 were subsequently submitted and published in the SFVC platform after individual invitations and continued follow-up with all of the 83 VCs.

⁶² These targets and indicators are self-declared targets and indicators not Sendai Framework targets and indicators because the Sendai Framework was not adopted yet at that time.

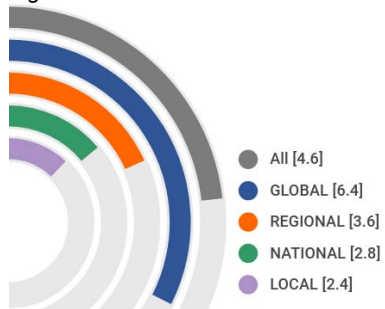
⁶³ For the analysis of stakeholders, the SFVC platform does efforts to standardize the information by using the same categories as provided in PreventionWeb.

Figure 58: 83 VCs by geographic scope



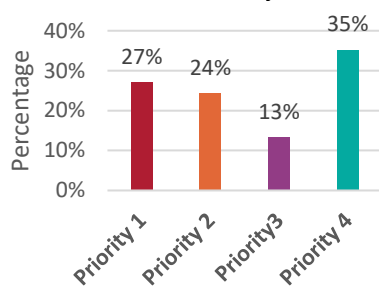
Source: UNDRR

Figure 59: 83 VCs and their duration



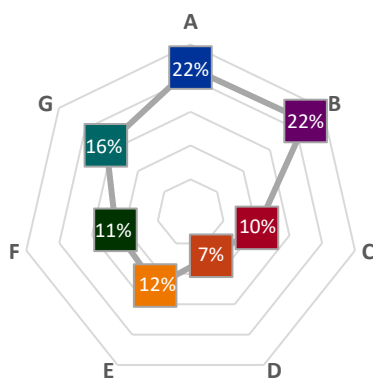
Source: UNDRR

Figure 60: 83 VCs and Priority for Action



Source: UNDRR

Figure 61: 83 VCs and Targets



Source: UNDRR

One reason for this difference could be found in the type of organizations that had the opportunity to register the 83 VCs.⁶⁴ With the SFVC platform, any eligible stakeholder around the world with an internet connection has the opportunity to submit a VC anytime. Another reason could be that VCs published in the SFVC platform have successfully navigated a rigorous review process where stakeholders are guided to have logical consistency among goals, activities and results that will be delivered, thanks to the Sendai Framework.

It is recommendable for stakeholders who previously announced VCs to update or revise as necessary their VCs and submit them to the SFVC platform. There is an embedded function where stakeholders can link their submissions to their previously announced VCs by selecting from a list. These recognizes their previous efforts and encourage them to submit updates.

While the average duration of VCs in the SFVC platform is 6.5 years, the average duration of the 83 VCs is 4.6 years. The 83 VCs registered self-declared targets, indicators and means of verification. Upon analysis, it was found that there was no specific standardization offered to stakeholders for the provision of this information. Also, lack of specific conceptual definitions may not have allowed stakeholders to provide the type of information that was expected. As a result, there is wide variety of information that often cannot be matched, do not correspond to the requirements or cannot be adequately classified.

For this reason, the 83 VCs were re-assessed in its entirety to determine, based on the original contents, whether they might be contributing to specific Sendai Priorities for Action and Targets. As a product of this analysis, it was found that the majority of the 83 VCs (35 percent) addresses Priority for Action 4. Similarly to the VCs published in the SFVC platform, Priority for Action 3 is the least covered by the 83 VCs (13 percent). Last, the Target B is most frequently covered in both sets of VCs. Nevertheless, after Target B, Target A is frequently covered by the 83 VCs (22 percent) while Target E is more prevalent among the VCs published in the SFVC platform (19 percent).

⁶⁴ This affects the sample where data is coming from. For instance, if data was collected mainly during the WCDRR in 2015, there could be some bias in the sample as it only includes those stakeholders that had the capacity to participate in the WCDRR. The SFVC platform, on the other hand, is open all the time to any stakeholder around the world with an internet connection.

APPENDIX 3: NON-GOVERNMENTAL ORGANIZATIONS

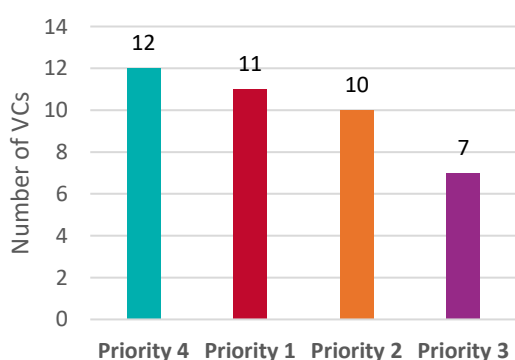
More than 50 percent of implementers are Non-Governmental Organizations (NGOs). Below, there is a complete list of these NGOs and their related VCs.

Table 12: Complete list of NGOs involved as implementers in VCs

Organization name	ID (VC)
International Consortium of Landslides	20190110_001
ACT Alliance	20190121_002
Mongolian Red Cross Society	20190201_002
Greater Manchester Centre for Voluntary Organisation	20190205_002
Environment and Child Concern Organization	20190213_002
Mainstreaming Adaptation, Resilience and Sustainability into Development	20190214_001
Mainstreaming Adaptation, Resilience and Sustainability into Development	20190214_002
Myanmar Disaster Preparedness Initiative	20190214_002
SAHEL RESEARCH AND STRATEGY GROUP KENYA,	20190214_003
Society of Fire and Disaster Emergency Community Conflict Agency	20190214_003
International Federation of Red Cross and Red Crescent Societies	20190214_004
Arbeiter-Samariter-Bund Indonesia and the Philippines	20190219_001
CBM International	20190219_001
Centre for Disability in Development	20190219_001
Humanity & Inclusion	20190219_001
Malteser International	20190219_001
Pacific Disability Forum	20190219_001
Global Fire Monitoring Centre	20190222_001
Afghan Development Association	20190228_002
Agency for Humanitarian and Development Assistance for Afghanistan	20190228_002
Asociación de Servicios Comunitarios de Salud	20190228_002
Help in Need	20190228_002
Lutheran World Federation Chad	20190228_002
Society for Human & Natural Resource Development	20190228_002
Citizens' Disaster Response Center	20190301_001
Comité Ecuménico para o Desenvolvimento Social	20190301_001
Sampan'Asa mombany Fampandrosoana / Church of Jesus Christ in Madagascar	20190301_001
Soka Gakkai International	20190305_002
Zuellig Family Foundation	20190306_001
Earthquakes and Megacities Initiative	20190308_001
PLAN International Philippines	20190308_001

Source: UNDRR

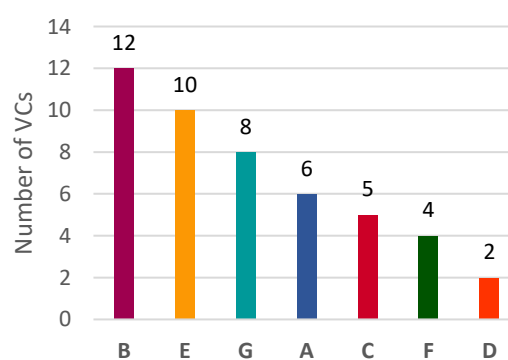
Figure 62: NGOs and Priorities for Action



Source: UNDRR

Notes: Priority for Action 1: understanding disaster risk, Priority for Action 2: strengthening disaster risk governance to manage disaster risk, Priority for Action 3: investing in disaster risk reduction for resilience and Priority for Action 4: Enhancing disaster preparedness for effective response and to "Build Back Better" in recovery, rehabilitation and reconstruction. For global targets, Target A (global disaster mortality). Target B (number of affected people). Target C (disaster economic loss). Target D (damage to critical infrastructure and basic services). Target E (national and local DRR strategies). Target F (international cooperation). Target G (early warning systems and disaster risk information).

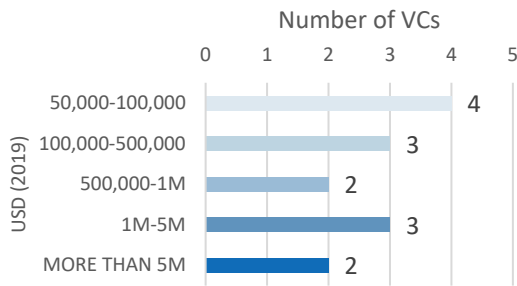
Figure 63: NGOs and Targets covered by their VCs



Source: UNDRR

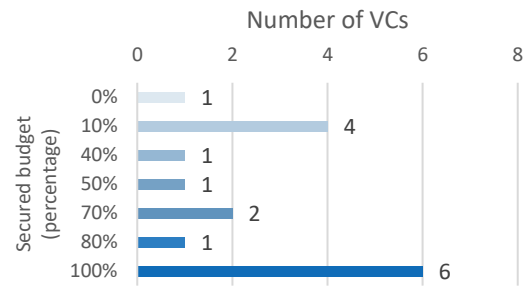
Budget scale and secured budget size of VCs implemented by NGOs.

Figure 64: VCs by NGOs and their budget scales



Source: UNDRR

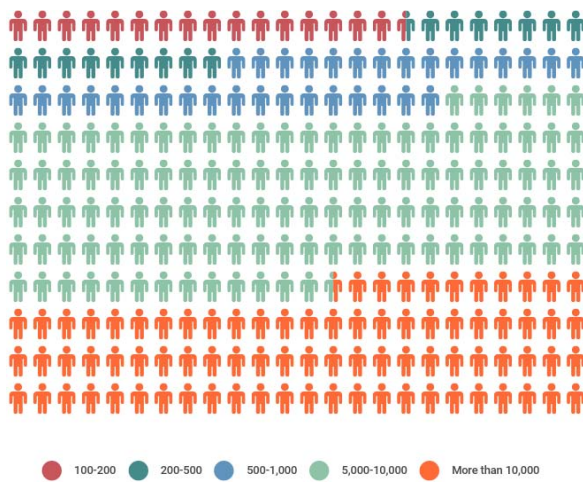
Figure 65: VCs by NGOs and secured budget sizes



Source: UNDRR

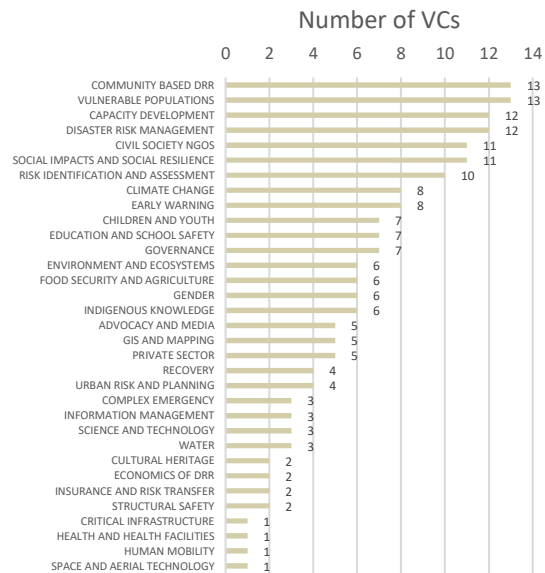
Scale of beneficiaries of VCs implemented by NGOs. VCs and themes & issues.

Figure 66: NGOs and the scale of beneficiaries



Source: UNDRR

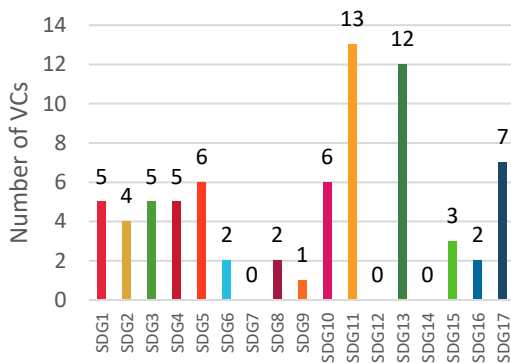
Figure 67: NGOs and the themes and issues



Source: UNDRR

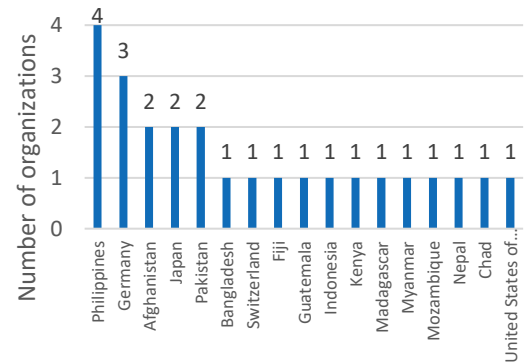
VCs by NGOs and their focus on SDGs and origin countries for NGOs implementing VCs.

Figure 68: NGOs and SDGs targeted by their VCs



Source: UNDRR

Figure 69: NGOs and their specified country



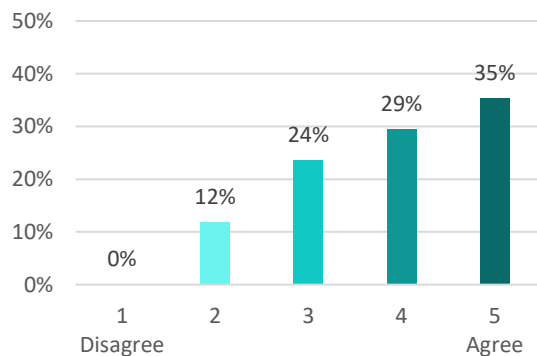
Source: UNDRR

APPENDIX 4: SUMMARY OF FEEDBACK BY STAKEHOLDERS

Listening the voices of stakeholders is key for continued improvement of the SFVC initiative. This appendix provides a short summary on the opinions of stakeholders regarding the SFVC platform, the submission process and the UNDRR SFVC team itself.

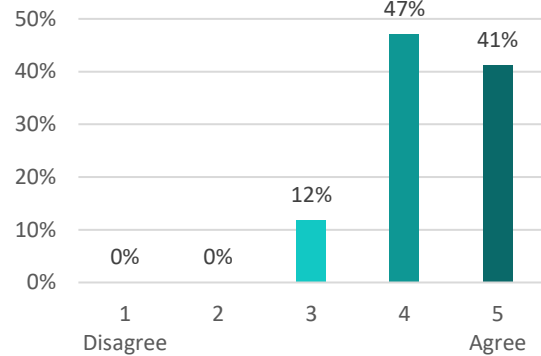
The SFVC platform evaluated by stakeholders

Figure 70: The registration and login process are easy to complete



Source: UNDRR

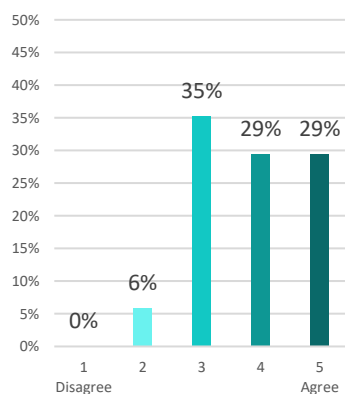
Figure 71: The loading time of pages is good



Source: UNDRR

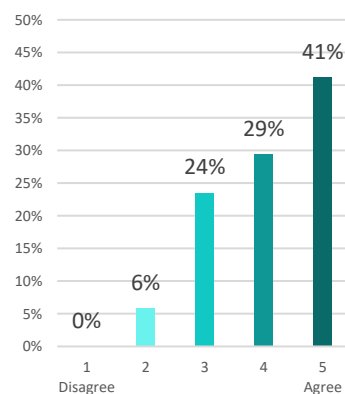
The majority of stakeholders seem to agree with both the navigation friendliness and good design of the SFVC platform. However, the ease of navigation in the platform can be improved because at least 40 percent of stakeholders are not completely satisfied. At the same time, stakeholders recognized that the efforts done during their submission are worthwhile because they overwhelmingly consider the SFVC platform to be a good monitoring tool (it helps them organize their initiatives and follow them up). A total of 88 percent agree with this statement.

Figure 72: It is easy to navigate the platform to fill required information



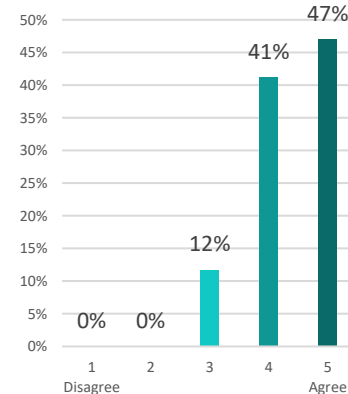
Source: UNDRR

Figure 73: The design makes it easy to find content/information



Source: UNDRR

Figure 74: The platform is a useful tool for monitoring my VC

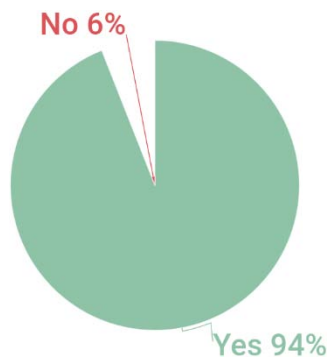


Source: UNDRR

The SFVC submission process evaluated by stakeholders

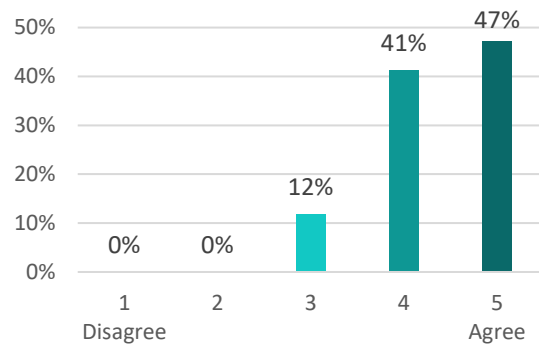
When asked if the Guideline for submission was used, 94 percent of the users answered yes. And, a combined total of 88 percent found the Guideline useful. The majority of stakeholders believe that the submission process helped them improve their VC (83 percent) and are satisfied with the submission process overall (94 percent). Furthermore, 93 percent agree or strongly agree with recommending the SFVC platform to others.

Figure 75: I reviewed the Guideline for Submission before submitting my voluntary commitment



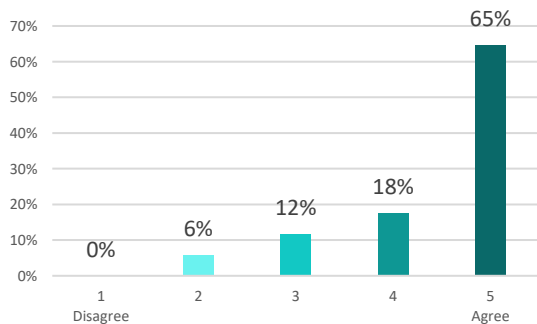
Source: UNDRR

Figure 76: The Guideline for Submission was useful



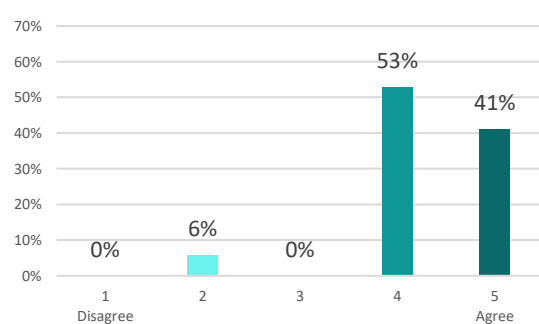
Source: UNDRR

Figure 77: The requests for clarifications were useful to improve submission of my commitment



Source: UNDRR

Figure 78: Overall, the submission process has satisfied my expectations



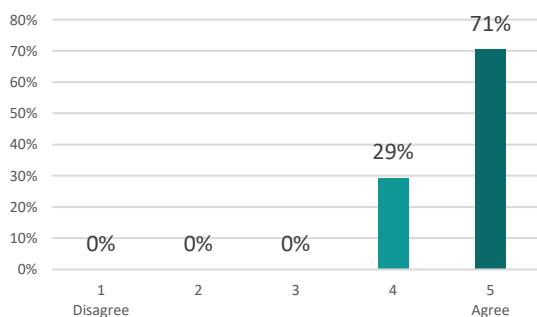
Source: UNDRR

The SFVC team evaluated by stakeholders

Finally, a brief evaluation of the SFVC team was also conducted. This is not only helpful for the team to improve and be held accountable for the quality of work but also to encourage stakeholders and let them understand that they are included and their voices are heard.

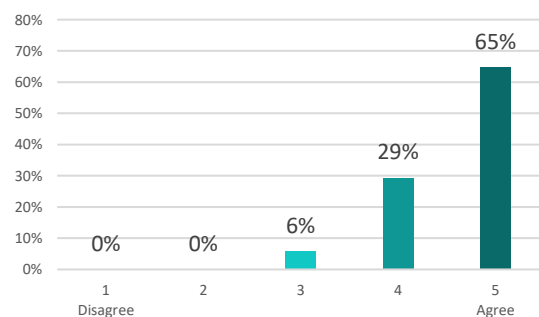
The evaluation is positive and serves as motivation for maintaining the standards of the SFVC platform. All stakeholders agree with a proactive role of the VC team for helping them to improve the quality of their submissions and publish their VCs. The SFVC team has a 94 percent approval on the response time to inquiries. Then, stakeholders were asked if the answers provided by SFVC team were clear and sufficient with 88 percent stating agreement. The final question was if the SFVC team was respectful throughout all interactions and all stakeholders express agreement with that statement (100 percent).

Figure 79: The SFVC team seems to be keen for helping me publish my commitment



Source: UNDRR

Figure 80: When I contacted the SFVC team, the response time was good

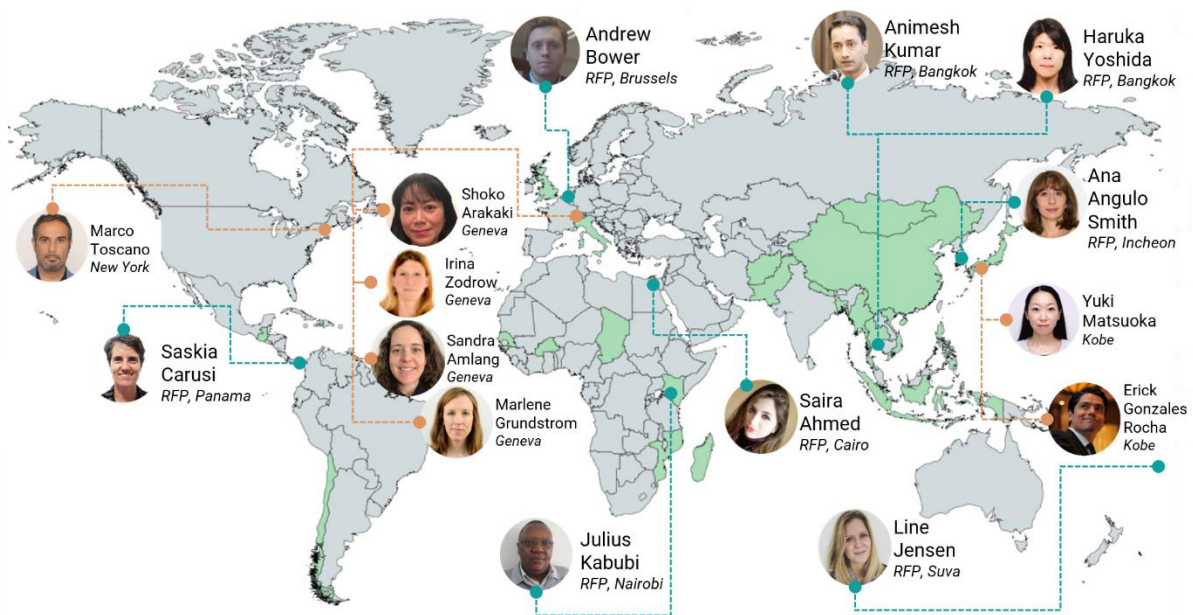


Source: UNDRR

APPENDIX 5: UNDRR TEAM FOR THE SFVC

The SFVC initiative is being coordinated by UNDRR Office in Japan (Kobe) in close consultation with the Partnership Branch at UNDRR HQ in Geneva. The SFVC initiative also benefits from the support of eight UNDRR Regional Focal Points (RFPs) based in seven offices across five regions of the world as well as the UNDRR Liaison Office at the UN headquarters in New York. RFPs disseminate information, mobilize and facilitate stakeholders to submit VCs, be aware and comments on VCs submitted within their regions, and follow-up, as needed, the VCs based on the data and functionalities of the SFVC platform, in close consultation with UNDRR Office in Japan.

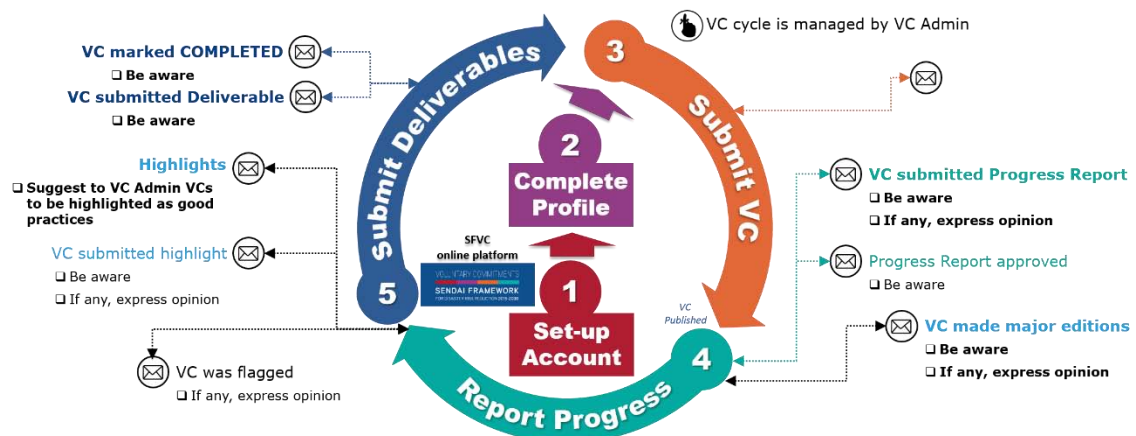
Figure 81: UNDRR team for the SFVC



Source: UNDRR

The SFVC platform has an automatic notifications system that allows increased awareness and interaction of RFPs with the submission and monitoring of VCs by stakeholders in their region.

Figure 82: SFVC cycle and roles by RFPs



Source: UNDRR

